

Discover our
countryside



The 2024 Members' Guide

to attractions, gardens, houses and museums



The
countryside
charity



The
countryside
charity

CPRE is the countryside charity that works for a beautiful and thriving countryside - for everyone's benefit.

15-21 Provost Street, London, N1 7NH.

Tel: 020 7981 2870

Email: supportercare@cpre.org.uk

www.cpre.org.uk

Campaign to Protect Rural England is a company limited by guarantee, registered in England, number 04302973. Registered charity number 1089685.

Printed on paper manufactured from wood pulp sourced from sustainable forests.



Welcome to our 2024 Members Guide

I'm delighted to introduce you to your 2024 CPRE Members' Guide.

I hope you're proud to be a member of CPRE, the countryside charity. With your support as a CPRE member, together we've achieved many important campaign successes over the past 12 months, from championing rooftop solar to securing a future for our hedgerows.

Thanks to you – our members – we've made real progress to protect our countryside.

And with a General Election likely this year, and our centenary in 2026 approaching fast, your support is crucial in helping us make the case for a thriving and beautiful countryside.

What's more, your personalised membership card, included in your renewal letter, is your passport to unlock some unique discounts and offers for you, your family and friends to enjoy a day out in our countryside this year - simply show your valid CPRE membership card.

From gardens to castles, museums to historic halls – choose from a range of locations across England. This year we are pleased to offer discounts at nearly 100 properties, including 24 new listings - an increase from last year. There really is something for everyone to have a fantastic day out near to home or further afield. Visit our website at <https://www.cpre.org.uk/find-your-day-out/> to discover somewhere new today, or revisit an old favourite.

This year, we're delighted to team up with Historic Houses to offer an enhanced range of properties to visit – these properties are marked with the Historic Houses logo. Additionally, we also have some other exciting exclusive offers for you to enjoy, that benefit CPRE and the countryside – see inside for more information.

All opening dates and times are subject to change, so please check property website details or phone ahead before visiting.

Once again, thank you so much for being a valued member of CPRE. Your membership really does make a difference in what we are able to achieve as we continue to work towards our vision of a thriving, beautiful countryside for everyone.

With best wishes,

Roger Mortlock, CEO

PS If you have any questions or comments, please get in touch with us.

You can call us on 020 7981 2870 or email us at supportercare@cpre.org.uk.

We're always keen to hear your feedback.





Counties

| | | | |
|----------------------|----|-----------------------|----|
| Berkshire..... | 8 | Lincolnshire..... | 27 |
| Cambridgeshire..... | 8 | London..... | 28 |
| Cheshire..... | 8 | Norfolk..... | 29 |
| Cornwall..... | 9 | Northamptonshire..... | 32 |
| Cumbria..... | 10 | Northumberland..... | 32 |
| Derbyshire..... | 12 | Oxfordshire..... | 33 |
| Devon..... | 13 | Rutland..... | 33 |
| Dorset..... | 15 | Shropshire..... | 34 |
| Durham..... | 17 | Somerset..... | 34 |
| Essex..... | 17 | Staffordshire..... | 35 |
| Gloucestershire..... | 18 | Suffolk..... | 35 |
| Hampshire..... | 20 | Surrey..... | 37 |
| Hertfordshire..... | 22 | Sussex..... | 39 |
| Isle of Wight..... | 22 | Warwickshire..... | 41 |
| Kent..... | 22 | West Midlands..... | 42 |
| Lancashire..... | 26 | Wiltshire..... | 42 |
| Leicestershire..... | 28 | Yorkshire..... | 43 |

Key chart



Denotes Historic Houses property



Wheelchair access (in some cases is limited)



On-site parking



Disabled parking



Accessible toilets



Assistive listening systems available

How to use the Discount Offer

The properties in this guide have agreed to give CPRE members discounted entry to their property.

- This agreed discount is for one discount per CPRE Membership card (physical card only).
- The number of members in a household membership does not increase the number of discounts available.
- Lone members visiting a property that offers a 2 for 1 discount will not be entitled to 50% reduction on their single ticket. However, some properties do offer an alternative discount, please check this information carefully before your visit.
- The discount cannot be used for special event or charity days.
- Please remember to take your Countryside card with you when you visit.



Let the castle capture you

Historic Houses membership comes with free entry to hundreds of historic houses, castles, and gardens across the UK.

With its haunted castle, Himalayan gardens, and bluebell woods commanding Eskdale and the estuary from its lofty fellside position, Muncaster Castle offers a unforgettable day out in the Lake District. Many more of our member places are located in unspoilt countryside with open doors waiting to be explored.

[historichouses.org](https://www.historichouses.org)

Get £10 off your joining fee by entering **CP10** when our join page prompts you to 'Add a discount code'.
[historichouses.org/join](https://www.historichouses.org/join)



Museum of Berkshire Aviation



Berkshire

CPRE Berkshire

Museum of Berkshire Aviation

Mohawk Way (off Bader Way), Woodley, Reading, RG5 4UE

www.MuseumofBerkshireAviation.co.uk

01189448089

museumberksav@gmail.com

Berkshire's dynamic contribution to aviation history is graphically recaptured at the museum. Run as a charitable trust, the museum is at the historic site of Woodley Airfield, near Reading, U.K. - once the centre of a thriving aircraft industry. Miles

and Handley Page aircraft built at Woodley are being re-constructed and exhibited along with fascinating pictorial records and priceless archives.

Public Transport Reading Buses - Route 13 Reading Station to Woodley Airfield

Opening dates and times: Winter (Last Sunday in October to last Sunday in March) Sundays noon-4pm Wednesdays 10.30am-4pm Summer (Rest of year) Wednesday, Saturday, Sunday and Bank Holidays 10.30am to 5pm

CPRE Discount 2 adult tickets for the price of 1 (does not extend to special events).



Group Discount: Yes

Cambridgeshire

CPRE Cambridgeshire & Peterborough

Ramsey Rural Museum

Wood Lane, Ramsey, Huntingdon, Cambridgeshire PE26 2XD

<https://ramseyruralmuseum.co.uk>

01487 815715

info@ramseyruralmuseum.co.uk

The Museum is a registered charity run entirely by volunteers. We are situated in a peaceful rural setting on the edge of the market town of Ramsey and we specialise in the farming, agriculture, social history, trades and working life concentrating on the period 1800 to 2000

Public Transport: N/A

Opening dates and times: Monday, Saturday, Sunday 2-5pm April-October

CPRE Discount: 50% off one adult ticket



Group Discount: Yes

Cheshire

CPRE Cheshire

Capesthorpe Hall

Siddington, Cheshire, SK11 9JY

www.apesthorpe.com

01625 861221

info@apesthorpe.com

The Hall dates from 1719 when it was originally designed by the Smiths of Warwick. It was altered in 1837 by Blore and partly re-built by Salvin in 1861, following a disastrous fire. Capesthorpe includes a Georgian Chapel, herbaceous borders, lakeside gardens and woodland walks.

Public Transport Wilmslow/Macclesfield Station (6 miles).

Opening dates and times: 29th March to 31st October 2024 (Sundays and Mondays only)

CPRE Discount: 2 adult tickets for the price of 1 on Sundays during our open season. Does not include special event days.



Wheelchair access to ground floor only. Parking: £2 per vehicle.

Cholmondeley Castle Gardens

Cholmondeley, Malpas, Cheshire SY14 8AH

www.cholmondeleycastle.com

01829 720203

eo@chol-estates.co.uk

Discover the romantic Temple and Folly Water Gardens, Rose Garden, Glade, Arboretum, and the ornamental woodland upon Tower Hill. The newly created Lavinia Walk is a 100m long double herbaceous border and is dedicated to Lady Lavinia Cholmondeley and continues her legacy within the heart of the garden. The Castle and gardens also provide a stunning backdrop to a host of great events held throughout the year, offering something for everyone.

Directions: Located off the A49 Whitchurch/Tarporley Road, between Warrington and

Whitchurch. The entrance to the gardens is off the A49 at the Cholmondeley Arms Pub crossroads post code SY14 8ET.

Public Transport: n/a

Opening dates and times: Please visit website

CPRE Discount: 2 Adult tickets for the price of 1



Group Discount: Yes

Cornwall

CPRE Cornwall

Pencarrow House & Gardens

Washaway, Bodmin, Cornwall, PL30 3AG

www.pencarrow.co.uk

01208 841369

info@pencarrow.co.uk

Owned, loved and lived in by the family. Georgian house and Grade II* listed gardens.

Superb collection of portraits, furniture and porcelain. Marked walks through 50 acres of beautiful formal and woodland gardens, Victorian rockery, Italian garden, many different varieties of rhododendrons, lake, Iron Age hill fort and Icehouse.

Directions: 4 miles North West of Bodmin, signed off the A389 and B3266 at Washaway. House tours will be available on the day at an extra top up cost if there is availability.

Public Transport: Bodmin Parkway Station. Corlink Bus request service.

Opening dates and times: House, café, Shop & gardens open from 25th March 2024 to 1st November every day except Saturdays - see website for exact opening times.

CPRE Discount: 2 adult tickets for the price of 1. Offer does not apply to special events.



Partial wheelchair access.

Group Discount: Yes





Roseland House

Chacewater Hill, Chacewater, Truro,
Cornwall, TR4 8QB

www.roselandhouse.co.uk

01872 560451

charlie@roselandhouse.co.uk

One acre garden subdivided by walls & trellises with climbers, unusual mixed borders, conservatory & greenhouse. National collection of clematis viticella and lapageria rosea. Teas (outdoors only), plant sales.

Directions: 4 miles West of Truro in Chacewater.

Public Transport: Truro Station. Buses: National Express, T1, T2, 47.

Opening dates and times: Please check

website for details.

CPRE Discount: Half price admission.



On-site parking by arrangement only.

The Japanese Garden

St. Mawgan Village, nr. Newquay,
Cornwall, TR8 4ET

www.japanesegarden.co.uk

01637 860116

info@japanesegarden.co.uk

Set in approximately 1 acre, The Japanese Garden in Cornwall combines the beauty of nature with an artistic refinement; using shaping and styling of plants and natural elements. It is a place of tranquillity with

a variety of plants and water features, where visitors can enjoy the wonder of nature in a peaceful, relaxing space. The garden was built as a meditative garden, where one can calm the mind and let go of unwanted stress through contemplation and reflection. Located in St. Mawgan Village, close to Newquay Airport. Detailed directions can be found on the website.

Directions: Detailed directions can be found on the website.

Public Transport: Newquay rail station 6 miles. Bus stop within a 2 minute walk.

Opening dates and times: Please see website for details.

CPRE Discount: 2 adult tickets for the price of 1 but offer does not extend to special events.



Dogs welcome in shop only, if on a lead. Except guide dogs.

Cumbria

Friends of the Lake District

Brantwood

Coniston, Cumbria, LA21 8AD

www.brantwood.org.uk

015394 41396

enquiries@brantwood.org.uk

The former home of eminent Victorian, John Ruskin, is a treasure house of art and memorabilia. Explore Brantwood's estate and gardens with spectacular views and ancient woodlands. Off B5285

signposted from Hawkshead and Coniston. Free parking. Restaurant and shop open to visitors.

Directions: Off B5285 signposted from Hawkshead and Coniston.

Public Transport: Trains to Windermere, 12 miles. 505 bus service, buses can run to Coniston village which is 3 miles away.

Opening dates and times: Open all Year. Mid March to Mid November 7 days a week 10.30am to 5pm. Mid November to Mid March Wednesday to Sunday 10.30am to 4pm.

CPRE Discount: House and garden ticket - 1 Half price adult ticket with every 1 full paying adult.



No disabled access: Upper bedrooms, parts of the garden, Studio and Treasury (due to steps)

Dalemain Mansion & Historic Gardens

Dalemain, Penrith, Cumbria, CA11 0HB

www.dalemain.com

01768 486450

tourism@dalemain.com

Home to the Hasell family since 1679 and home of the International Marmalade Awards, Dalemain Mansion boasts a fine mixture of Medieval, Tudor and early Georgian architecture. The award-winning gardens encompass 5 acres of rich plantings with unusual combinations of flowers, including the famous meconopsis blue poppies. Facilities include the Mediaeval tea room, Dalemain Ullswater

Way Loop walk, a museum, a gift shop and plant sales. Free parking. On A592, Penrith to Ullswater, 3 miles from the M6 J40.

Directions: On A592, Penrith to Ullswater, 3 miles from the M6 J40.

Public Transport: Penrith Station (4 miles).

Opening dates and times: Please check the website for the most up-to-date details.

CPRE Discount: 2 tickets for the price of 1. Not valid on special event days.



Partial wheelchair access in gardens. Mobility scooters available, please pre-book.

Morland House Gardens

Penrith, Cumbria CA10 3AZ



www.morlandhousegardens.com

01931 234 714

julia.evans@morlandhouse.net

Morland House is a former Tudor vicarage lived in by the Markham family since 1828 and the four acres of magical gardens reflect the changing tastes of successive generations. Though open to the public every day from 10 – 5, the gardens are so extensive that crowding is not an issue.

Public Transport: N/A

Opening Dates and times: 10 am - 5 pm every day

CPRE Discount: 25% off one adult ticket, Up to 3 children free entrance. Group discount available



Muncaster Castle



Muncaster Castle

Muncaster, Ravenglass, Cumbria CA18 1RQ

www.muncaster.co.uk

01229 717614

info@muncaster.co.uk

Discover the captivating charm of Muncaster Castle. Explore an incredible 800 years of history as the Pennington Family warmly welcomes you to their ancient home. Unveil the mysteries of the historic haunted castle, wander through enchanting gardens, witness the awe-inspiring daily flying displays from the

Hawk & Owl Centre, embrace thrilling adventures in playgrounds and relax at the cafe and gift shop. Whether seeking family escapades, solitary exploration, or unforgettable festivals and events, Muncaster promises an enchanting experience for all. Visit us to experience the magic of Muncaster.

Public Transport: Northern Rail services to Ravenglass, then walk to the castle

Opening Dates and times: 10:30am - 5pm

CPRE Discount 10% off one adult ticket



Derbyshire

CPRE Derbyshire

Renishaw Hall & Gardens

Renishaw Park, Nr Eckington,
Derbyshire S21 3WB

www.renishaw-hall.co.uk

01246 432310

enquiries@renishaw-hall.co.uk

Renishaw Hall is surrounded by classical Italianate gardens, woodland and wider park, which were designed by Sir George Sitwell. Renishaw Hall and Gardens have belonged to the Sitwell family for almost 400 years. Cafe, museum and shop are available in the stable courtyard. Visit the Vineyard of Renishaw Hall and sample our National GB Wine Award winning wine.

Public transport: 8 miles from
Chesterfield station

Opening dates and times: Opening dates and times are March to the end of October. Open Wednesday to Sunday & Bank Holiday Mondays, closed on Monday & Tuesdays. Café opens at 9am, Gardens 10.30am Close at 4.30pm. Please check the website for event days.

CPRE Discount: 2 Adult tickets for the price of 1 on Wednesday and Thursday only – NOT valid for event days (check website for events)



Dogs on leads are welcome in the Gardens and Courtyard areas

Heights Of Abraham

Dale Road, Matlock Bath, Derbyshire DE4 3NT
<https://www.heightsofabraham.com/>

01629 582365

office@heightsofabraham.com

Take a cable car flight to the 60-acre hilltop park and experience a day full of history and adventure. Soak in the far-reaching countryside views of the valley below and explore the heritage of Masson Hill and Matlock Bath through historic trails and exhibitions. Head underground on guided tours of two illuminated show caverns and learn tales of the past. Above ground, take a moment to relax in the café and restaurant overlooking the valley. Enjoy a conversation with the past, live music, and special headline events throughout the year.

Public transport: Matlock Bath station

Opening dates and times: Open daily from 22nd March to 3rd November. 10am - 4:30pm, later during school holidays.

CPRE Discount: 20% off full priced adult and child tickets



Devon

CPRE Devon

Burrow Farm Gardens

Old Taunton Road, Dalwood, Axminster,
Devon, EX13 7ET

www.burrowfarmgardens.co.uk

01404 831285

enquiries@burrowfarmgardens.co.uk

Beautifully landscaped 13 acre garden with magnificent views. Woodland garden in Roman claypit. Ponds and sweeping lawns with fine trees. Rill garden with luxuriant colour themed planting. A plantsman's delight. Nursery and refreshments, craft shop.

Directions: A35 Axminster/Honiton turn north at Taunton crossroads and follow brown tourist signs.

Public transport: Axminster Station.

Opening dates and times: Please see website for details.

CPRE Discount: 2 adult tickets for the price of 1.



Fursdon House, Gardens & Coach Hall Tea Room

Cadbury, Exeter, Devon, EX5 5JS

www.fursdon.co.uk

01392 860860


admin@fursdon.co.uk

Elegant Jacobean and Regency interior combined with earlier features. Home of the Fursdon family for more than 750 years. Local history, family memorabilia, costumes, furniture and paintings on informal tour. Fantastic views, beautiful grounds and lovely walled gardens. Delicious home baking in the Coach Hall.

Public Transport: Exeter Station (9 miles), no bus services.



Heights of Abraham



Opening dates and times: Garden and tearoom open 2pm-5pm every bank holiday and Wednesday and Thursday from Easter Monday to the end of September. House tours at 2.30pm and 3.30pm on all bank holidays, and on open days in June, July and August.

CPRE Discount: 2 adult garden tickets for the price of 1. Offer not valid on charity days. Group discount available.

P

Ramps can be provided to access the tearoom and to enter the house but part of the tour involves descending two steps within the house.

Hartland Abbey & Gardens 

Hartland, Bideford, Devon EX39 6DT

www.hartlandabbey.com

01237 441496/234

ha_admin@btconnect.com

Award-winning family home; former monastery given by Henry VIII to present owner's ancestors. Fascinating architecture, interiors, paintings, furniture, porcelain, family memorabilia. Woodland shrubberies lead to 18th century walled gardens, bog garden by Jekyll, wildflowers in profusion on the walk to Blackpool Mill beach. Film location for *Sense and Sensibility*, *The Night Manager*, *Guernsey*,

Gold Digger, Malory Towers and Rebecca. Exhibitions: 'Filming on the Hartland Abbey Estate since 1934' and 'William Stukeley –Saviour of Stonehenge'. Light lunches & cream teas (from 11am).

Directions: Off A39 on B3248 between Hartland and Hartland Quay. See website for events.

Public Transport: Barnstaple Station approx. 20 miles. Bus to Hartland, 1 mile walk to Abbey.

Opening dates and times: Please check website / phone for details.

CPRE Discount: Half price admission on full adult tickets. Applies only to combined House and Garden ticket. Excludes Special Events.

Lukesland Gardens

Lukesland House, Ivybridge, Devon, PL21 0JF

www.lukesland.co.uk

01752 691749

lorna.lukesland@gmail.com

24 acres of flowering shrubs, wild flowers and rare trees with Pinetum in Dartmoor National Park. Ponds, pools and waterfalls. Superb Spring and Autumn colour. Home-made teas. Dogs welcome on lead. Children's Trail. 10 miles East of Plymouth. Turn off A38 at Ivybridge. 1.5 miles north on Harford Road.

Directions: 1.5 miles north on Harford Road.

Public Transport: Ivybridge (1.5m).

Opening dates and times: Spring - 10 March - 9 June Sundays, Wednesdays & Bank

Holidays 11am - 5pm. Autumn - 9 October - 13 November Sundays & Wednesdays 11am - 5pm No booking required except for larger groups.

CPRE Discount: 2 adult tickets for the price of 1, not including special events.



Pedestrian discount: £7.00pp instead of £7.50pp

Tiverton Castle

Park Hill, Tiverton, Devon, EX16 6RP

www.tivertoncastle.com

01884 253200

info@tivertoncastle.com

Historic castle originally built 1106, altered down the ages. Once home of medieval Earls of Devon and Princess Katherine Plantagenet. Besieged and taken by Fairfax in 1645, it now houses a fine Civil War Armoury - try some on! Interesting furniture and pictures. Beautiful garden in romantic ruins. Comfortable holiday accommodation.

Public transport: 7 miles from Tiverton Parkway Station.

Opening dates and times: Easter Sunday to then end of October, 2.30-5.30 on Sundays, Thursdays, Bank Holidays

CPRE discount: Half price admission.



Wheelchair access to gardens and ground floor only.

Marwood Hill Gardens

Marwood, Nr Guineaford, Barnstaple, Devon EX31 4EA

<https://marwoodhillgarden.co.uk/>

01271 342 528

info@marwoodhillgarden.co.uk

Nestled in the heart of North Devon, Marwood Hill Gardens are a hidden gem, and must see for visitors and locals alike. Public transport: Limited

Opening dates and times: March - October, 10am-4.30pm, Open Wednesday - Sunday

CPRE discount: 2 Adult tickets for the price of 1. Group discount available



Dorset

CPRE Dorset

Athelhampton House & Gardens

Athelhampton Road, Puddletown, Dorchester, Dorset, DT2 7LG

www.athelhampton.co.uk


01305 848363

hello@athelhampton.house

Built around an unmodified Tudor Hall, with a fine collection of English furniture from Jacobean to late Victorian periods. The award winning architectural gardens feature the famous pyramid shaped yew trees and diverse water features.

Public transport: Dorchester Station (7 miles).

Dorset Museum & Art Gallery



Opening dates and times: Open 7 days a week. Please check website for seasonal opening hours.

CPRE Discount: 2 Adult tickets for the price of 1, 50% off one adult ticket. Group discount available.



Blue badge parking

Edmondsham House & Garden

Edmondsham, Wimborne, Dorset, BH21 5RE
www.aboutbritain.com/edmondshamhouse.htm

01725 517207

Julia.edmondsham@homeuser.net

As featured in Country Life and The Dorset Magazine. A fine Tudor/Georgian manor house with Victorian stables and 12th century church nearby, 6 acre garden and 1 acre organic walled garden. Teas on some Wednesdays in April & October only. In Cranborne Chase between Cranborne and Verwood, off the B3081.

Directions: In Cranborne Chase between Cranborne and Verwood, off the B3081.

Public transport: Salisbury & Bournemouth Stations (17 miles). No public transport into Edmondsham village.

Opening dates and times: Gardens only: Wednesdays and Sundays 2pm to 5pm.

House and Gardens: Wednesdays ONLY in April and October.

CPRE Discount: 2 adult tickets for the price of 1. £4 Adult £1 For child for the Gardens ONLY. House & GARDENS: £8 Adult, £2 child



Wolfeton House

Wolfeton, Dorchester, Dorset, DT2 9QN

www.historichouses.org/house/wolfeton-house

01305 263500

kthimbleby.wolfeton@gmail.com

Grade I* medieval & Elizabethan house. Magnificent carved oak panelling, splendid plaster ceilings, grand fireplaces, unique stone great stairs and 17th century pictures and furniture.

Directions: 1.5 miles from Dorchester on A37 towards Yeovil.

Public transport: Dorchester Station.

Opening dates and times: Monday, Wednesday and Thursday 2pm-5pm, from June until end of September.

CPRE Discount: 2 adult tickets for the price of 1. Does not include groups.

Wheelchair access to ground floor.

Dorset Museum & Art Gallery

High Street West, Dorcheseter, Dorset DT1 1XA

dorsetmuseum.org

01305 262735

enquiries@dorsetmuseum.org

Sharing 250 million years of Dorset's stories through world-class collections.

Public transport: Bus stop outside the Museum. 12 minutes away from the Train Station.

Opening dates and times:
Please see website

CPRE Discount: Concessionary rates
£11 for Annual Pass

All but on-site parking

Durham

CPRE Durham

Brancepeth Castle

Brancepeth, Durham DH7 8DE

www.brancepethcastle.org.uk

0191 378 9670

castletours@brancepethcastle.org.uk

A medieval fortress built by the Nevilles in the 14th century and with a dynamic history, constantly changing hands and use. The castle has variously been a regimental HQ, an advanced research station, and a Regency stately home. Visits by guided tour.

Public transport: National Rail to Durham.
Bus X47 from Durham bus station to Brancepeth village.

Opening dates and times: Tours every week - please see the website for dates

CPRE Discount Adult entry discounted to £10



Essex

CPRE Essex

Ingatestone Hall

Hall Lane, Ingatestone, Essex, CM4 9NR

www.ingatestonehall.com

01277 353010

house@ingatestonehall.co.uk

16th century mansion built by Sir William Petre, Secretary of State to 4 Tudor monarchs, and occupied by his descendants. The house retains many

original features including priests' hiding places.

Directions: Half a mile from London end of Ingatestone High Street via Station Lane.

Public Transport: Ingatestone Station (0.5 mile).

Opening dates and times: Please check website for details.

CPRE discount: 2 adult tickets for the price of 1. Not available for special events.

On-site parking, accessible toilets

Partial wheelchair access.



Brancepeth Castle

Berkeley Castle



Home to the Duke and Duchess of Beaufort, Badminton House is set within the beautiful South Gloucestershire countryside. The beautiful gardens of Badminton House are open three times a year in April, June and September. Visitors can witness the seasonal changes of the gardens starting with tulips in the spring through to the roses and dahlias in the summer. The Estate also hosts many outdoor events and sporting challenges including the world famous Badminton Horse Trials in the Deer Park and can be hired for weddings, corporate activities and filming.

Directions: From the M4, approaching from South. Leave the M4 Motorway at Junction 18 and head north towards Stroud on the A46. After approximately two miles turn right at the traffic lights at the Cross Hands Hotel onto the B4040 signposted to Malmesbury and Badminton.

Opening dates and times: 21st April, 16th June and 8th September 2024

CPRE Discount: 25% off one adult ticket, 25% off all Garden Open Day tickets. Group discount available.



Blue badge parking

Berkeley Castle

Berkeley, Gloucestershire GL13 9PJ

www.berkeley-castle.com

01453 810303

info@berkeley-castle.com

In 864 years the Berkeley family have

Layer Marney Tower

Layer Marney, Colchester, Essex CO5 9US

www.layermarneytower.co.uk

01206 330784

admin@layermarneytower.co.uk

Stunning Tudor gatehouse, so impressive that Henry VIII came to stay before they finished building it. Shop, tearoom, gardens, country walks. Standing within the Essex landscape it commands views to the River Blackwater and beyond.

Directions: Signposted from Maldon Road, Colchester.

Public Transport: Witham station 7 miles away.

Opening dates and times: Check website to see exact open days and times.

CPRE Discount: 2 adult tickets for the price of 1 excluding special events.



Gloucestershire

CPRE Gloucestershire

Badminton House

Badminton, South Gloucestershire GL9 1DD

www.badmintonestate.com

estateoffice@badmintonestate.com

transformed a forbidding fortress into a comfortable family home. Fine furniture, silver, paintings and tapestries, film location for BBC's Wolf Hall & Poldark and the feature film Johnny English Strikes Again. Terraced gardens and rare plants. Catering outlet and Picnic area.

Directions: A38/B4066, between J13 & J14 off the M5.

Public transport: Cam & Dursley Station (4 miles). Very limited bus service.

Opening dates and times: Sunday 24th March until Sunday 3rd November (Sunday to Wednesday only)

CPRE Discount: 2 adult tickets for the price of 1. Excludes special event days and Bank Holiday weekends.

On-site parking, disabled parking, accessible toilets, assistive listening systems

Upton Wold Garden

Northwick Estate, Upton Wold, Moreton-in-Marsh, Gloucestershire GL56 9TR

<https://www.uptonwold.co.uk/>

01386700667

uptonwold@btinternet.com

The Hidden Garden of the Cotswolds. Awarded the HHA Judges' Choice Award 2022.

Directions: Upton Wold is situated just off the A44, between Moreton-in-Marsh and Broadway, approximately four miles from Chipping Campden.

Public transport: Morton-in-Marsh, 5 miles

Opening dates and times: April-September

Wednesday 10am-5pm or by appointment via website

CPRE Discount: 25% off one adult ticket



Whittington Court

Whittington, Cheltenham, Gloucestershire, GL54 4HF

www.whittingtoncourt.co.uk

01242 820556

lucy@whittingtoncourt.co.uk

Cotswold Elizabethan manor house in historical setting adjoining Norman church, listed stable-block and barn, with family

possessions including good collections of glass, ceramics and minerals. Hand printed textiles. 4 miles East of Cheltenham off A40.

Directions: 4 miles East of Cheltenham off A40.

Public Transport: Cheltenham Station (4 miles).

Opening dates and times: 30 March - 14 April and 10-26th August, 2-5pm

CPRE discount Half price admission.



Disabled access ground floor only



Stansted House



Woodchester Mansion

Woodchester Mansion Trust,
Woodchester Park, Nympsfield,
Stonehouse, Gloucestershire, GL10 3TS

www.woodchestermansion.org.uk

01453 861541

info@woodchestermansion.org.uk

Hidden in a wooded valley near Stroud is one of the most intriguing houses in the country. Woodchester Mansion was started in the mid-1850s, but abandoned incomplete. It offers a unique insight into traditional building techniques and offers occasional courses in stone-carving. The attics house breeding colonies of rare greater and lesser horseshoe bats which can be viewed with state-of-the-art imaging. The Mansion is available to hire

for any occasion including private parties, photoshoots, paranormal investigations and much more. Private tours for small groups available any day.

Public Transport: Stroud train station 5 miles. Stagecoach 65 from Stroud (very limited service).

Opening dates and times: Every Friday, Saturday & Sunday & Bank Holidays from Fri 29 Mar to Sun 3 November, 11am - 5pm, last admission to house 4pm. Please check website or social media for any changes or exclusions.

CPRE discount: 2 adult tickets for the price of 1. Excludes special event days.



Accessibility - please telephone 01453 861 541 in advance for details of gate code for on-

site parking. The ground floor only is accessible to wheelchair users, which means visitors can see about 70% of the Mansion.

Hampshire

CPRE Hampshire

Gertrude Jekyll Garden

The Manor, Church Street, Upton Grey,
Basingstoke, Hampshire, RG25 2RD

www.gertrudejekyllgarden.co.uk

078076 45562

jekyll1908garden@hotmail.com

Gertrude Jekyll's fully restored garden.

Public transport: N/A

Opening dates and times: Open May, June and July from 9am until 4pm WEEKDAYS ONLY. Closed weekends and Bank Holidays

CPRE Discount: 2 Adult tickets for the price of 1; 50% off one adult ticket



Gilbert White's House & Gardens

High Street, Selborne,
Hampshire, GU34 3JH

www.gilbertwhiteshouse.org.uk

01420 511275

info@gilbertwhiteshouse.org.uk

Discover three stories about explorers of the Natural World. The home of Gilbert White, the 18th century pioneering naturalist, set in 25 acres of parkland and gardens. Captain Oates and his journey to

the South Pole and his Uncle, Frank Oates, Victorian explorer.

Public transport: Alton or Liss Stations.
Buses from Petersfield and Alton.

Opening dates and times:

Please check website

CPRE Discount 50% off one adult ticket



Wheelchair access on grounds and ground floor only. Videos of upstairs galleries played on ground floor.

Stansted House

Stansted Park, Hampshire PO9 6DX

www.stanstedpark.co.uk

02392 412265 (option 5)

vistors@stanstedpark.co.uk

Nestled between Chichester and Portsmouth and part of the South Downs National Park, Stansted House is one of the UK's finest Edwardian Houses, set within 1800 acres of extraordinary landscaped parkland and ancient forest. Visit St Pauls Chapel, a Grade 1 listed building with its unique East window, Christian/Jewish iconography and Hebrew Tablets of the Ten commandments. Get lost and found in the Stansted Park Yew Maze or take a ride on the Miniature Railway (please check our website for opening times). Also on the estate, find the Stansted Park Farm Shop, Garden Centre and Pavilion Tearooms, all open daily.

Public Transport: Havant Station -
Approximately 4 miles (taxis available)

Opening Times: Entry to the House and

Chapel 1pm - 5pm Sunday, Monday &
Tuesday from Easter until end of September
(last entry 4pm)

CPRE Discount: 10% off one adult ticket,
Up to 3 children free entrance.

Group discount available.



Winchester Science Centre

Telegraph Way, Winchester,
Hampshire SO21 1HZ

www.winchestersciencecentre.org

01962 863791

info@winchestersciencecentre.org

Are you ready for an action-packed family adventure? Get hands-on with science and nature in the beautiful South Downs National Park. Take part as science comes alive across two floors of interactive exhibits. Watch explosive shows and huge demos. And blast off on an unforgettable journey through space in the Planetarium. Where will your curiosity take you?



St Pauls Walden Bury



Isle of Wight

CPRE Isle of Wight

Dimbola Museum & Galleries

Terrace Lane, Freshwater,
Isle of Wight PO40 9QE

www.dimbola.co.uk

01983 756814

info@dimbola.co.uk

The home of the celebrated Victorian photographer Julia Margaret Cameron. It is now a museum and galleries dedicated to her life and work, which also showcases contemporary exhibitions from photographers around the globe.

Public Transport: Local buses

Opening dates and times: Please check website

CPRE Discount: 50% off one adult ticket. Group discount available.

Wheelchair access, on-site parking, accessible toilets

Kent

CPRE Kent

Bore Place

Chiddingstone, Kent TN8 7AR

<https://www.boreplace.org>

01732 463255

hello@boreplace.org

Working farm and education centre. Bore Place is always open. The free visitor

Public Transport: The No. 64 bus runs between Winchester and Alresford and will take you within 300 metres of the Science Centre, just at the bottom of Morn Hill.

Opening Times: Weekends and school holidays, 9:30am to 5pm (last entry 2pm)

CPRE Discount 10% discount in the cafe



Hertfordshire

CPRE Hertfordshire

St Pauls Walden Bury

St Pauls Walden, Hitchin,
Hertfordshire SG4 8BP

<https://www.stpaulswaldenbury.co.uk/>

stpaulswalden@gmail.com

Spectacular formal woodland garden, Grade 1 listed, laid out in 1720, covering 50 acres. Long avenues lead to temples, statues, lake and ponds. Delightful displays of spring flowers and shrubs.

Directions: On B651, 5 miles south of Hitchin, 1/2 mile north of Whitwell village.

Public Transport: No public transport on Sundays. Nearest stations: Hitchin 5 miles, Stevenage 7 miles, St Albans 10 miles.

Opening dates and times: Sunday 28 April, 19 May, 30 June, 2pm - 7pm

CPRE Discount: 2 adult tickets for the price of 1 for dates specified in opening times only. Show CPRE membership card at the gate. Discount does not apply to visits by appointment.



centre enables visitors to see the cows being milked is open during daylight hours.

Public Transport: Nearest station is Penshurst. 45 minute walk from the station.

Opening dates and times: N/A

CPRE Discount: No CPRE discount. Parking and access to the site is free.



Brogdale Collection

Brogdale Farm, Brogdale Road, Faversham, Kent ME13 8XZ

www.brogdalecollections.org

01494 872313

office@brogdalecollections.org

Home of the National Fruit Collection. Set in 150 acres, discover over 2,200 varieties of apples along with pears, cherries, soft fruit, nuts & more. 10 minutes from the M2 at Junction 6.

Directions: 10 minutes from the M2 at Junction 6

Public Transport: Faversham railway station 3 miles

Opening dates and times: 10am - 4.30pm. See website for more details

CPRE Discount: Up to 3 children free entrance.



Falconhurst

Markbeece, Edenbridge, Kent TN8 5NR

www.falconhurst.co.uk

01342 850526

info@falconhurst.co.uk

Falconhurst is a family owned organic estate in the High Weald with stunning views towards Ashdown Forest. The gardens have been lovingly tended by the family for the last 170 years with beautiful borders, mature trees, vegetable and fruit gardens, ponds, woods, nature trails for children with pigs, goats and sheep to admire and the best Farm Shop you could wish to find.

Public Transport: Cowden Station is a 15 minute walk through the woods.

Opening dates and times: Monday to Friday 9am - 4pm; Saturday 9am - 3pm. The gardens are open during Shop opening hours only. Please check the website in case a private event is taking place.

CPRE Discount: 2 Adult tickets for the price of 1, 50% off one adult ticket, Up to 3 children free entrance



Goodnestone Park

Goodnestone, Wingham, Canterbury, Kent CT3 1PL





<https://goodnestonepark.co.uk/>

01304 840107

office@goodnestone.com

Public Transport: Adisham station (2miles)

Opening dates and times: Gardens open all year 10am to 4pm (other than Christmas and Boxing Day) Please check website for Café opening times

CPRE Discount: 2 adult tickets for the price of 1 (does not extend to special events).



Partial disabled access

Franciscan Gardens

60 St. Peters Street, Canterbury,
Kent CT1 2BE

<https://www.franciscangardens.org.uk/>

hello@franciscangardens.org.uk

Travel back in time when you visit our 1.5 acre medieval garden and 13th century chapel in the centre of Canterbury. Learn about the history of the oldest Franciscan settlement in Britain on a guided tour, or take in the scenery at your own pace. Our secret gardens stretch alongside the tranquil River Stour, where you can rest

and watch the wildlife, or enjoy a picnic on the grass.

Public Transport: 10 minute walk from Canterbury Bus Station, Canterbury West Station, or Canterbury East Station

Opening dates and times: 10am-4:30pm

CPRE Discount: No CPRE individual member discount. Group discounts available.

No parking onsite. Gravel and grass pathways may not be suitable for everyone. One step to access the chapel. Dogs on lead welcome.

Monkton Nature Reserve

Canterbury Road, Monkton, Kent CT12 4LH

<https://monkton-reserve.org/>

01843 822666

contact@monkton-reserve.org

Monkton Nature Reserve is situated in a 16-acre abandoned chalk quarry on the Isle of Thanet in East Kent. There are over 350 species of flowering plant, including 10 species of orchid, and 25 species of butterfly have been recorded, along with innumerable other species of insect, mammal, and birdlife. It was the first place in Kent to receive RIGS (Regionally Important Geological Site) status because of the ease of studying its geology and the large number of interesting features it has. The reserve is home to the first artificial bat cave constructed in the UK. The Visitor Centre includes a small museum, second-hand book and gift shop, cafe for light refreshments with picnic and children's play areas.

Public Transport: N/A

Opening dates and times: 10.30-3.30pm
Tuesday/Thursday/weekends

CPRE Discount: Half-price entry to all CPRE members and groups



Mount Ephraim Gardens

Staplestreet, Hernhill, Faversham,
Kent ME13 9TX

www.mountephraingardens.co.uk

01227 751496

info@mountephraingardens.co.uk

Ten acres of Edwardian gardens with a Tea Room for visitors.

Public Transport: Closest train station is Faversham appx 5 miles away.

Opening dates and times: April to September on Wednesdays to Sundays and Bank Holidays from 11am until 5pm. We are closed for one week between 14-20 August 2024 for a festival.

CPRE Discount: 2 Adult tickets for the price of 1; 50% off one adult ticket. Group discounts available



Restoration House

17-19 Crow Lane, Rochester,
Kent ME1 1RF

<https://www.restorationhouse.co.uk/#>

01634 848520

robert.tucker@restorationhouse.co.uk

Restoration House is a unique survival of a city mansion, and represents the

aggrandisement of several medieval buildings to create by 1667, in the words of Samuel Pepys, the 'pretty seat of Sir Francis Clerke'.

Public Transport: Rochester station

Opening dates and times: 13th June to 27th Sept, Thurs and Fri 10-5, and Sat 13th July

CPRE Discount 2 Adult tickets for the price of Group discounts available.

No disabled access

The Powell-Museum

Quex Park, Birchington, Kent CT7 0BH

<https://powell-cottonmuseum.org/>

01843 842168

lyndsay.ridley@powell-cottonmuseum.org


The Powell-Cotton Museum is home to

some of the oldest and largest natural history habitat dioramas in Europe. World culture galleries take you on a trip around the world to Africa, Asia and Oceania, showing you the finest artefacts. Join a tour of Quex House and learn about the heritage of the grade II listed manor house, featuring intricately carved furniture and elaborate decoration. The gardens feature a woodland walk, sweeping lawns, giant coy carp pond and the Victorian walled kitchen garden. Family-friendly events and horticulture workshops all year round.

Public Transport: Bus, one mile walk. The nearest train station is Birchington-on-Sea. The train station is 1 miles / 1.6 km from Powell-Cotton Museum, House and Gardens.

Opening dates and times: Sat 10th Feb -





Sun 3rd Nov, weekends and bank holidays.
Opening times vary.

CPRE Discount: Up to 3 children free
entrance. Group discount available.



Lancashire

CPRE Lancashire

Browsholme Hall 

Clitheroe Road, Clitheroe,
Lancashire, BB7 3DE

www.browsholme.com

01254 827160

catherine@browsholme.com

Ancestral home of the Parker family since
1507. Major collection of portraits, furniture,
arms, stained glass & antiques. 1 mile
from Bashall Eaves & 5 mile North West
of Clitheroe.

Public Transport: Clitheroe Station (5 miles).

Opening dates and times: Please check
website for details.

CPRE Discount: Half price admission.



Gresgarth Hall Gardens 

Gresgarth Hall, Lancaster,
Lancashire LA1 9NB

[https://www.arabellalennoxboyd.com/
gresgarth-hall](https://www.arabellalennoxboyd.com/gresgarth-hall)

020 7931 9995

office@arabellalennoxboyd.com

Gardens designed by Lady Arabella Lennox
Boyd. They include terraces, lakes, a small
bog garden, a wild garden, an extensive
kitchen garden, bluebell wood, millenium
wood, Rhododendron hills, herbaceous
borders and a serpentine walk.

Directions: Take the M6 to junction 34, then
A683 to Caton (2 miles), turn right towards
Quernmore, along the Quernmore Road and
after half a mile you reach the entrance on
your left on the sharp bend.

Public Transport: n/a

Opening dates and times: Every second
Sunday of each month February - November

CPRE Discount: 10% off one adult ticket. Up
to 3 children free entrance



Hoghton Tower 

Hoghton, Lancashire, PR5 0SH

www.hoghtontower.co.uk

01254 852986

mail@hoghtontower.co.uk

Visit the award-winning Hoghton Tower.
Join a guided tour of the beautiful state
rooms to hear about the history of the
house and family. Wander through the

walled gardens and take in the views. Finish your day with a visit to our gift shop and an afternoon tea in our wonderful tea room. All income from tours benefits the Houghton Tower Preservation Trust. Nearest motorway M65, J3.

Directions: Nearest motorway M65, J3.

Public Transport: Preston Station (7 miles).

Opening dates and times: Thursday, Friday, Sunday - Guided tours only 11am - 4pm (last tour 3pm) Saturday - Free-flow access 11am - 4pm (last entry 3pm). Please check website for days and times.

CPRE Discount: 50% off one adult ticket. CPRE Discount applies to house tickets only and is not valid at special events.

On-site parking, disabled parking, accessible toilets

As a Grade I listed historic site there are different uneven surfaces and a number of steps. We strongly recommend referring to our Facilities and Access page on our website before visiting.

Leighton Hall

Leighton Hall, CARNFORTH,
Lancashire, LA5 9ST

www.leightonhall.co.uk

01524 734474

info@leightonhall.co.uk

Visit the award-winning Leighton Hall and join a fascinating tour of this beautiful historic house. As well as strolling through the woodland walk, enjoy traditional gardens, a gift shop and plant stand, charming tearooms and birds of prey

display - weather permitting. Children's play area, maze, bee corner and insect hotel available too.

Public transport: Carnforth station, 3 miles away. Silverdale Rail Station and then walk or by bus.

Opening dates and times: Please check website for opening times

CPRE Discount: 2 adult tickets for the price of 1. Not valid at special events.



Regrettably the first floor is inaccessible to wheelchair users. Assistance may also be needed in some ground floor areas.

Lincolnshire

CPRE Lincolnshire

Scawby Hall

Vicarage Lane, Scawby,
Lincolnshire DN20 9LX

www.scawbyhall.com

01652 654272

info@scawbyhall.com

A Grade 1-listed Jacobean Manor House in North Lincolnshire

Public transport: N/A

Opening dates and times: Please check website

CPRE Discount: No CPRE member discount.



Rockingham Castle



Leicestershire

CPRE Leicestershire

Rockingham Castle

Market Harborough,
Leicestershire LE16 8TH
<https://www.rockinghamcastle.com/>
01536 77240
estateoffice@rockinghamcastle.com

Rockingham Castle is a former royal castle and hunting lodge in Rockingham Forest, approximately two miles north from the town centre of Corby, Northamptonshire

Public transport: N/A

Opening dates and times: 11am - 4pm grounds. 12 noon - 3.30pm castle

CPRE Discount: 2 Adult tickets for the price of 1



London

CPRE London

Capel Manor Gardens

Bullsmoor Lane, Enfield, London, EN1 4RQ
www.capelmanorgardens.co.uk

0303 0031234

bookings@capel.ac.uk

We have more than 60 beautiful gardens and landscapes to explore across our 30 acre estate in Enfield, North London. Our seasonal bedding displays, growing animal collection, Fairy Forest, maze and special events throughout the season make Capel Manor an enchanting day out for all ages.

Directions: Located off Junction 25 on the M25 with free parking.

Public Transport: Turkey Street 1 mile - bus services from Enfield town.

Opening dates and times:

Summer: March to October 2024 (including bank holidays)

Open daily from 10am to 5:30pm

Last admission 4pm

Winter: November 2024 to February 2025

Open Monday to Friday from 10am to 5pm

Last admission 3.30pm

CPRE discount: 2 adult tickets for the price of one. Not valid on special event days (see website for details).



Syon House & Gardens

Syon Park, Brentford, Greater London,
TW8 8JF (Sat Nav TW7 6AZ)

www.syonpark.co.uk

020 8560 0882

info@syonpark.co.uk

The London home of the Duke of Northumberland, built on the site of a medieval Abbey, contains some of Robert Adam's fine interiors with the spectacular Great Conservatory surrounded by 'Capability' Brown landscaped gardens.

Public Transport: Gunnersbury (District Line) then 267 or 237 bus to Brent Lea. E8 bus from Ealing Broadway underground station. Short walk from Syon Lane rail station.

Opening dates and times:

House: Wednesday, Thursday & Sundays 11am to 4.30pm. Gardens: Wednesday to Sunday 10.30am to 4.30pm (Last entry 3.30pm)

CPRE Discount: 2 adult tickets for the price of 1. Not Valid for special events.



Partial wheelchair access.

Norfolk

CPRE Norfolk

Bishop Bonner's Cottage Museum

St Withburga Lane, Dereham,
Norfolk, NR19 1ED

www.derehamhistory.com

01362 691455

ken-hawkins@tiscali.co.uk

The Museum is housed in a beautiful timber-framed, thatched building, particularly noted for its unusual coloured pargeting. Originally three cottages, it is the oldest surviving domestic building in Dereham, with its original sloping ceilings, tiny rooms, twisting staircases and wooden beams. It is now the town's Museum, housing displays of local artefacts, exhibitions and photographs, showing how life in Dereham has changed over the centuries.

Directions: Leave the Market Place with the war memorial behind you. Turn right down Church Street, towards St Nicholas' Church and the museum is on your left just before

you reach the church.

Public Transport: Local bus services, as well as the long distance Peterborough to Norwich First Excel service, all call in the Market Place, from which the Museum is just a couple of minutes' walk.

Opening dates and times: Fridays 10-1, Saturdays 10-4, from Friday 3 May to Saturday 28 September

CPRE discount: 2 adult tickets for the price of 1 (children under 16 are free, but must be accompanied by an adult).

Wheelchair access to one ground floor room only.



Bishop Bonner's Cottage Museum

Elsing Hall Gardens



Elsing Hall Gardens

Elsing, Dereham, Norfolk

www.elsinghall.com

01362 637866

Patrick.lines@gmail.com

The gardens are set in the romantic surroundings of Elsing Hall, a medieval moated Manor House (not open) dating back to about 1470. The gardens sit well in the natural setting and include a small park planted with specimen trees, a walled garden with a long herbaceous border,

fruit trees, vegetables and productive greenhouse, marginal planting around the moat as well as terraced borders inside the moat. In all the gardens and park amount to about 20 acres. One of Norfolk's best kept secrets!

Public Transport: Please see website

Opening dates and times: Please see website

CPRE discount: 50% off one adult ticket. Group discounts available.



Mannington Estate

Mannington, Norwich, Norfolk, NR11 7BB

www.manningtonestate.co.uk

01263 584175

admin@walpoleestate.co.uk

Gardens surround this medieval moated manor house. Wide variety of plants, shrubs and trees with an extensive collection of heritage and modern roses. Hall open by appointment for special interest groups and on some summer garden open days. Signposted off the B1149 Norwich/Holt Road.

Directions: Signposted off the B1149 Norwich/Holt Road.

Public Transport: Very limited. 2 miles for buses to Saxthorpe.

Opening dates and times: Late May to September 2024 (please see website for details). 11-5pm Wednesday, Thursday, Friday and Sunday

CPRE discount: 50% off full price admission excluding charity days and events.



Plantation Gardens

The Plantation Garden, 4 Earlham Road, Norwich, Norfolk NR2 3DB

www.plantationgarden.co.uk

secretary@plantationgarden.co.uk

The garden is known locally as 'The Secret Garden', but it is not difficult to find.

Directions: The entrance is just past St. John's Cathedral as you are leaving the city on the Earlham Road (B1108). Look for the brown sign.

Public Transport: Buses No 26 (Blue Line First Bus) and stops outside St. John's Cathedral, next door to the garden. The No 25 bus stops in Unthank Road, a short walk from the garden.

Opening dates and times:
Please check website

CPRE Discount: No CPRE discount, admission £2 per person.

Raveningham Gardens

Raveningham, Norwich,
Norfolk, NR14 6NS

www.raveningham.com

01508 548480

sonya@raveningham.com

Gardens surrounding Georgian Hall. Victorian walled kitchen garden, Stumpery, glasshouses, herb garden, millennium lake, sculptures, specialising in galanthus and agapanthus. Details of special events can be found on the website.

Directions: 10 miles South East of Norwich. Sign-posted off A146 at Hales.

Public Transport: Norwich Station 15 miles.

Opening dates and times: Please see website for opening times.

CPRE Discount: 2 adult tickets for the price of 1, excluding special events.



Stody Lodge Gardens

Stody Lodge, Stody Estate, Melton
Constable, Norfolk NR24 2ER


www.stodylodgegardens.co.uk

01263 863994

enquiries@stodyestate.co.uk

Stody Lodge Gardens is well-known for the sheer intensity of its planting together with the carefully planned riot of colour on a grand scale, 14 acres in total. The extensive collection of rhododendrons and azaleas, magnolias and camellias, all under-planted with bluebells and spring bulbs, continue to make this family garden one of the most exciting to visit in the country. The four acre Azalea Water Gardens, approached via the long rhododendron-lined drive, is considered to be the largest mass planting of azalea mollis (around 2,000 plants) in the UK.

Public Transport: Norwich rail station 40



minutes by road. Bus station in Holt.

Opening dates and times: 1pm – 5pm on April 28, May 5, 12, 14 (NGS day, no half price admission,) 15, 16, 17, 19, 22, 23, 24, 26 and 27.

CPRE Discount: 50% off one adult ticket



The Wells & Walsingham Light Railway

Wells-next-the-sea, Norfolk, NR23 1QB

www.wwlr.co.uk

01328 711630

wellswalsinghamrailway@gmail.com

4 mile steam train journey through glorious North Norfolk countryside from Wells to Walsingham. Running for over 30 years, this charming 10¼" narrow gauge steam railway

Lampport Hall & Gardens



is a fun time for all the family. Signal Box Cafe at Wells Station.

Public Transport: Coasthopper bus (100 yards). Large coach/car park at Wells Station.

Opening dates and times: February half-term, then March to October every day.

CPRE discount: Half price admission.

Only applies to normal service.

Excludes special events.



Northumberland

CPRE Northumberland

Chillingham Castle

Chillingham, Alnwick,
Northumberland NE66 5NJ

www.chillingham-castle.com

01668 215359

enquiries@chillingham-castle.com

A medieval family fortress. Dungeons, torture chamber and state rooms. Same family line since 1246. Tearoom, gardens, woodland walks and lake (Simon Jenkins 4 star. Independent: The best of top 50 castles of Britain and Ireland). Films include: Elizabeth, Most Haunted etc. Tearoom. Self catering apartments. Ghost tours and vigils.

Directions: Turn off A1 towards Alnwick & follow brown heritage signs.

Public Transport: Alnmouth (17 miles) or Berwick-upon-Tweed Stations (24 miles)

Opening dates and times: Please check website for opening times

CPRE discount: Half price admission



Limited access due to number of stairs. Not suitable for anyone with limited mobility or wheelchair users

Northamptonshire

CPRE Northamptonshire

Lampport Hall & Gardens

Lampport, Northamptonshire NN6 9EZ

<https://www.lamporthall.co.uk/events/>

01604 686272

house@lamporthall.co.uk

The Isham family lived at Lampport for over 400 years. Architecturally, the Hall has been worked on by Smith of Warwick and William Burn, but is best known for its John Webb classical frontage. The Hall's fine rooms, including the High Room of 1655

and the 18th century library, are filled with a wealth of outstanding furniture, books, china and paintings collected by the family. The gardens include extensive herbaceous borders and shrubbery walks containing some rare and interesting plants, providing year round interest. The Walled Garden was replanted in 2010 and is full of unusual, tall, perennial plants, many sourced from Piet Oudolf's nursery in the Netherlands.

Public Transport Trains: Euston to Northampton, or St Pancras to Market Harborough. Bus routes: X7 bus runs between Northampton and Market Harborough (Leicester), stopping at Lamport

Opening dates and times: Hall & Gardens open to public on Wednesdays and Thursdays, from 3 April to 31 October.

Gardens open 10am-4pm; please check website for Hall opening times as they vary. Pre-booking is available online.

CPRE discount: 2 Adult tickets for the price of 1, except on special event days



Oxfordshire

CPRE Oxfordshire

Rousham House & Garden

Rousham, Bicester, Oxfordshire, OX25 4QX

www.rousham.org

01869 347110

ccd@rousham.org

Garden created by William Kent in 1735 and has not been altered since. Landscape

garden including the seven arched Praeneste, herbaceous borders, parterre and pigeon house. A herd of rare Long-Horn cattle can be seen in the park. No tearoom or shop. Bring a picnic, wear comfortable shoes and Rousham is yours for the day. No dogs allowed. House built in 1635 by Sir Robert Dormer - only open by prior arrangement.

Public Transport: Heyford Station (1 mile). S4 Oxford- Banbury bus passes the lodge gates at Rousham and will stop on request.

Opening dates and times: Gardens open every day of the year from 10am. Last admission is at 4.30 pm and the gardens close at dusk.

CPRE Discount: 2 adult tickets for the price of 1 (garden only).



Wheelchair access in garden.

Rutland

CPRE Rutland

Barnsdale Gardens

The Avenue, Exton, Oakham, Rutland, LE15 8AH

www.barnsdalegardens.co.uk

01572 813200

info@barnsdalegardens.co.uk

Our beautiful, award-winning 38 individually designed smaller gardens and features sit within 8 acres of landscaped gardens and make a great visit for everyone. Turn off A606 (Oakham to Stamford) at Barnsdale Lodge Hotel then 1 mile on left. Nursery, gift shop and tea-room. Plus year-round courses and events. Assistance dogs are welcome.

Directions: Turn off A606 (Oakham to Stamford) at Barnsdale Lodge Hotel then 1 mile on left.



Rousham House & Garden

Walcot Hall



Public Transport: Rutland Flyer Bus no. 2. Oakham station is 4 miles away.

Opening dates and times:
March to October – 9am to 5pm
November to February – 10am to 4pm

CPRE discount: 2 adult tickets for the price of 1. Monday to Friday only. Excludes Bank Holidays.



Shropshire

CPRE Shropshire

Walcot Hall

Lydbury North, Shropshire SY7 8AZ

www.walcothall.com

01588 680570

enquiries@walcothall.com

Walcot Hall is a Georgian Country House steeped in History that stands in state and seclusion overlooking its mile-long Lake and the Long Mynd. Providing a selection of distinctive and individual accommodation tucked away in the most glorious setting offering peace and harmony for guests. Its 19th Century turquoise ballroom is the perfect venue for entertaining, be it weddings, parties or gatherings. The estate boasts mesmerising views, walks and wanderings, visitors will not be disappointed.

Public Transport: Nearest Train Station - Craven Arms 9 miles away

Opening dates and times: Arboretum Open Daily 10-4 pm House Tours available by appointment, please contact for details

CPRE Discount: No CPRE discount



Somerset

CPRE Somerset

The Allerford Museum

The Old School, Allerford, Minehead, Somerset, TA24 8HN

www.allerfordmuseum.org.uk

01643 862529

enquiries@allerfordmuseum.org.uk

Large collection of domestic and agricultural items, from clay pipes to ploughs, housed in a former thatched Victorian school, complete with schoolroom with original desks. Large local photographic archive. Museum is 100 yards from A39 between Minehead and Porlock.

Directions: Museum is 100 yards from A39 between Minehead and Porlock.

Public Transport: Bus service, 100 yards.

Opening dates and times: Please check the website for opening times.

CPRE Discount: 2 Adult tickets for the price of 1. Group discount available.



Partial wheelchair access. Parking available opposite museum.

Staffordshire

CPRE Staffordshire

Ford Green Hall

Smallthorne, Staffordshire, ST6 1NG

fordgreenhall.org.uk

01782 537696

fordgreenhall.museum@gmail.com

17th Century timber framed farmhouse museum.

Public Transport: Situated on the B5051, Bus routes no 8, 8A, 8B

Opening dates and times: Sunday to Thursday 1pm - 4pm, last admission 3.30pm

CPRE Discount: 2 Adult tickets for the price of 1



Suffolk

CPRE Suffolk

Helmingham Hall Gardens

Helmingham, Stowmarket, Suffolk, IP14 6EF

www.helmingham.com

01473 890799

events@helmingham.com

Grade I listed gardens set in a 400 acre deer park surrounding a moated Tudor Hall. Visitors are enchanted by the herbaceous borders within the Walled Kitchen Garden, Herb & Knot gardens, Rose and Wild gardens. Enjoy lunch in the Coach House Tearooms and the Stable Shops offer a wide range of local produce, plants and garden accessories. Off B1077.

Directions: Off B1077. No public transport.

Opening dates and times: 1st May – 26th September Monday – Thursday and Sunday

10am – 5pm including bank holidays.

CPRE discount: 2 adult tickets for the price of 1. Offer not valid on event days - please see website for more details.

Wheelchair access, on-site parking, disabled parking, accessible toilets

Little Hall

Market Place, Lavenham, Suffolk, CO10 9QZ

www.littlehall.org.uk

01787 247019

info@littlehall.org.uk

Little Hall, built in the 1390s as a family house and workplace, is now an



Helmingham Hall Gardens

Gainsborough's House



independent, accredited museum owned by the Suffolk Building Preservation Trust. Containing an eclectic mix of antiques, pictures, books, china and art collected by former owners Colonel and Major Gayer Anderson, which retains the ambience of a family home and garden.

Public transport: Bus 753 between Bury St Edmunds (12 miles) and Colchester (23 miles). Car parks in Lavenham are free and visitors may find parking spaces in the Market Square opposite the Hall.

Opening dates and times: From 23 March to 3 November, Tues-Sunday, 1-4pm. Check website for updates.

CPRE Discount: 2 Adult tickets for the price of 1. 10 or more people: 10% off

Limited wheelchair access to parts of the ground floor.

Gainsborough's House 

46-47 Gainsborough Street, Sudbury,
Suffolk, CO10 2EU

www.gainsborough.org

01787 372958

mail@gainsborough.org

Little Hall, built in the 1390s as a family house and workplace, is now an independent, accredited museum owned by the Suffolk Building Preservation Trust. Containing an eclectic mix of antiques, pictures, books, china and art collected by former owners Colonel and Major Gayer Anderson, which retains the ambience of a family home and garden. Gainsborough's House is the childhood home of Thomas Gainsborough RA (1727-1788). The museum re-opened in 2022 after a transformational refurbishment; introducing 3 new exhibition spaces to accompany the original Grade I listed building and it is now the largest gallery in Suffolk. The permanent collection of Gainsborough's work is accompanied by rooms dedicated to Constable, Cedric Morris, and silk. A gift shop, café and garden are also part of the museum experience. Other features include Camera Obscura, Print Workshop and Landscape Studio with panoramic views over Gainsborough's Sudbury.

Public transport: Railway station 10 minute walk, bus station 7 minute walk

Opening dates and times: 10am - 5pm every day, except Good Friday and between Christmas and New Year. Please check our website for exceptions

CPRE Discount: 10% off one adult ticket, Up to 3 children free entrance



Surrey

CPRE Surrey

Carshalton Water Tower

136 West Street, Carshalton,
Surrey, SM5 2NR
www.carshaltonwatertower.co.uk

0208 6470984

irvineknight@btinternet.com

Early 18th century Grade II Listed Building incorporating plunge bath with Delft tiles, orangery, saloon and pump chamber with part restored water wheel. Hermitage and Sham Bridge, both 18th century follies, are found in the grounds. A232 between Sutton and Croydon, with parking spaces in Carshalton Village.

Directions: A232 between Sutton and Croydon, with parking spaces in Carshalton Village.

Public transport Tube: Northern line to Morden then bus 157. Bus: 157, 127, 407, X26, 151. Train: Carshalton station, 5 minutes walk.

Opening dates and times: Please check website for details.

CPRE discount: Half price admission (£1) on presentation of membership card. Children are free when accompanied by an adult.



Disabled parking must be booked in advance. Group visits minimum £50. Discount available to large groups.

Painshill Landscape Garden

Portsmouth Road, Cobham,
Surrey, KT11 1JE

www.painshill.co.uk


01932 868113

info@painshill.co.uk

Where the walk is a work of art. Discover a magnificent award-winning 18th century landscape garden. Features include a unique crystal Grotto (limited opening times), Ruined Abbey, Turkish Tent,

Gothic Temple and Gothic Tower. Garden offers seasonal interest, including the John Bartram Heritage Collection North American trees & shrubs (Plant Heritage), Walled Garden and Vineyard. Events, gift shop and tea room. Dogs on a short lead welcome. Road M25/J10/A3 to London. Exit A245 towards Cobham. Entrance and free car park: Between Streets, 200m east of A245/A307 roundabout (closest Sat Nav reference KT11 1AA).

Directions: M25/J10/A3 to London. Exit A245 towards Cobham. Entrance and free car



The Hannah Peschar Sculpture Garden



park: Between Streets, 200m east of A245/A307 roundabout (closest Sat Nav reference KT11 1AA).

Public transport: Cobham/Stoke d'Abernon 2 miles. Bus Route 715 or 408.

Opening dates and times: April – October: 10am – 6pm (last entry 4pm), November – March: 10am – 4pm (last entry 3pm), Grotto closed on Mondays.

CPRE discount: 2 adult entry tickets for the price of 1. Excludes special event days.

Group discount available.



The Sculpture Park

Corner of Jumps and Tilford Road, Churt, Surrey, GU10 2LN

www.thesculpturepark.com

01428 605453

sian@thesculpturepark.com

The Sculpture Park is the world's largest all

year sculpture exhibition with 300 sculptors showcasing 650 sculptures. Almost everything is for sale and as a result the exhibits are forever changing so there is always something new to discover.

Public transport: N/A

Opening dates and times: 10am – 5pm

CPRE discount: No CPRE discount



The Hannah Peschar Sculpture Garden

Black & White Cottage, Standon Lane, Ockley, Surrey RH5 5QR

www.hannahpescharsculpture.com

01306 627269

hannahpescharsculpture@gmail.com

Sculpture Garden and Gallery.

Public transport: Closest train station is Ockley - 3.5 miles away with no taxi rank. Closest mainline station is Dorking - 20 minute drive. There is one local bus a day.

Opening dates and times: April – October: 10am – 6pm (Open from 1st April to 27th October 2024. Thursday to Saturday and Bank Holiday Monday: 11am to 6pm, Sunday: 12noon to 5pm. Prearranged groups and appointments on Tuesdays and Wednesdays. Closed normal Mondays. All tickets must be booked in advance through our website. entry 4pm), November – March: 10am – 4pm (last entry 3pm), Grotto closed on Mondays.

CPRE discount: CPRE members are entitled to 25% discount upon entry, using the code CPRE2024 upon checkout through the booking platform.

Wheelchair access, on-site parking, disabled parking, accessible toilets

Sussex

CPRE Sussex

Bates Green Gardens

Tye Hill Road, Arlington, Nr Polegate,
East Sussex BN26 6SH

<https://www.batesgreengarden.co.uk/>

07818 888440

info@batesgreengarden.co.uk

This naturalistic garden in a rural setting provides a peaceful space to relax and appreciate the selection of unusual plants including mature trees and shrubs. The garden is divided into three areas offering a sensory experience with plants providing colour, scent and texture in all seasons. The 6-acre Wildflower Meadow has mown paths, seating and fine views of the South Downs.

Public transport: 3 miles (5K) from nearest bus stops at Hailsham or Wilmington and train stations at Polegate or Berwick. Taxis: Hailsham 01323 844464 Polegate 01323 484444

Opening dates and times: Every Wednesday from February 22 – October 26 10am -4pm

CPRE discount: 2 Adult tickets for the price of 1



No dogs expect assistance dogs

Hammerwood Park

Hammerwood, East Grinstead,
Sussex, RH19 3QE

www.hammerwoodpark.co.uk

01342 850594

antespam@gmail.com

Built in 1792 as a Temple to Apollo and Bacchus in romantic parkland by Benjamin Latrobe, architect of the White House in Washington D.C. Found derelict by present owners in 1982, always ongoing restoration. Guided tours available. Teas served in the


Elgin room with its copy of the Parthenon Frieze. Monthly concerts with some instruments from Finchcocks. Spectacular rhododendrons. 3.5 miles east of East Grinstead on A264 to Tunbridge Wells.

Public transport: East Grinstead (5 miles).


Opening dates and times: Please check website for details

CPRE discount: 2 adult tickets for the price of 1. Children Free.

Wheelchair access to garden, ground floor and tea-room.



High Beeches Woodland & Water Garden



High Beeches Woodland & Water Garden

High Beeches Lane, Handcross,
Haywards Heath, West Sussex,
RH17 6HQ

www.highbeeches.com

01444 400589

gardens@highbeeches.com

25 acres of beautiful woodland & water gardens, and one of the finest acid wild flower meadows in England. Car & coach

parking. Guide dogs only. 1 mile East of the A23, South of B2110.

Directions: 1 mile East of the A23,
South of B2110.

Public transport: Crawley Station.

Opening dates and times: Please check website for details.

CPRE discount: 2 adult tickets for the price of 1. Excludes event and charity days.



St Mary's House & Gardens

The Street, Bramber,
West Sussex, BN44 3WE

www.stmarysbramber.co.uk

01903 816205

info@stmarysbramber.co.uk

This historic pilgrim inn, c1450, is a Sussex Grade 1 listed building which is of national importance, included in Sir Simon Jenkins' book 'England's Thousand Best Houses'. The current owners restored it over 40 years ago and still live there. It has rare and fascinating interiors, including fine panelling, wall-leather, and an elegant Music Room.

Public transport: N/A

Opening dates and times: Sunday and Thursday afternoons 2pm to 6pm, last entry 5pm and Bank Holiday Mondays

CPRE discount: No CPRE discount. Group discount available.



Partial wheelchair access.

Sussex Prairies Garden

Morlands Farm, Wheatsheaf Road (B2116),
Near Henfield, West Sussex, BN5 9AT

www.sussexprairies.co.uk

01273 495902

morlandsfarm@btinternet.com

Featured on BBC Gardeners World and crammed with colour, this 8 acre garden features huge borders interlaced with small pathways allowing the visitor to get

right inside the plantings. Teas & delicious home baking and unusual plants for sale. Sculpture exhibited in the garden. Located 2 miles North East of the village of Henfield.

Directions: Located 2 miles North East of the village of Henfield.

Public transport: Hassocks Railway Station, 20 minutes drive by taxi. Bus service to Henfield, 2 miles away.

Opening dates and times: 1st June until 13th October 2024 - Wednesday to Sunday, 1pm -5pm, closed Mondays and Tuesdays (Open bank holiday Monday 26th August 2024)

CPRE Discount: 2 adult tickets for the price of 1. Excludes special events and open days. Please see website for details.



Warwickshire

CPRE Warwickshire

Stoneleigh Abbey 

The Estate Office, Stoneleigh Abbey, Kenilworth, Warwickshire CV8 2LF

<https://www.stoneleighabbey.org/>

01926 858535

bookings@stoneleighabbey.org

Step back in time to historic Stoneleigh Abbey overlooking the River Avon. This fine English mansion is set in a beautiful landscape with stunning natural views. Over the centuries the Leigh family played host to many guests including King Charles 1, Queen Victoria and Prince Albert. Take a tour and learn about connections with

Novelist Jane Austen and poet Byron. Enjoy woodland walks and see country champion trees including our 1000 year old oak, or relax and visit our Victorian Tea Room.

Directions: Located on B4115 off the A46. Take the first exit signed Stoneleigh/Warwick Arts Centre. Turn left signed Stoneleigh & then in 100m turn right at the crossroads signed B4115 Stoneleigh Abbey & Ashow. In 1.5 miles, the Abbey is signed as a left turn. Please note that there is no access to Stoneleigh Abbey from Stoneleigh Park. Follow signs not sat nav.

Opening dates and times: Sunday-Thursday 10am-5pm

CPRE discount: 25% off one adult ticket.



Lord Leycester Hospital 

60 High Street, Warwick, Warwickshire CV34 4BH

<https://www.lordleycester.com/>

01926 491422

marketing@lordleycester.com

The Lord Leycester is a medieval treasure with a 700 year unbroken legacy of people living on this site and a precious collection of half-timbered buildings.

Public Transport: Warwick Bus Station (427



St Mary's House & Gardens

Castle Bromwich Hall Gardens



ft. away), Warwick Railway Station (0.7 miles), Warwick Parkway Railway Station (1.6 miles), Leamington Spa Railway Station (2.5 miles)

Opening dates and times:

Winter: (Oct, Nov, Dec, Mar, Apr) = 10am – 4pm (Last Admissions at 3pm)

Summer: (May, Jun, Jul, Aug, Sep) = 10am – 5pm (Last Admission at 4pm) Closed: (25th Dec – 29th Feb)

CPRE discount: 25% off one adult ticket. Group discount available.



West Midlands

Castle Bromwich Hall Gardens

Chester Road, Castle Bromwich,
Birmingham, West Midlands, B36 9BT
www.castlebromwichhallgardens.org.uk

0121 7494100

cbhallgardens@gmail.com

10 acres of rescued formal 18th century gardens with wild areas. Historic planting and heritage orchards. A Holly Maze, espaliered fruit and formal beds enclosed in tall walls. Ponds and wildflower area

outside the walls. Picnics & families welcome. Refreshments and gifts on sale (outdoors, with shelter). Dogs welcome on a short lead.

Public transport: Greenways cycle route (partially off road) passes by entrance. Bus 94, X12 & X70 from Birmingham city centre. Bus 72 from Solihull and 71 from Sutton Coldfield. Lea Hall or Stechford train stations approx 2 miles away.

Opening dates and times: Please check website for details.

CPRE Discount: 2 adult tickets for the price of 1, excluding events. Group discount available.



Wiltshire

CPRE Wiltshire

Iford Manor Gardens

Iford, Bradford-on-Avon,
Wiltshire, BA15 2BA

www.ifordmanor.co.uk

01225 863146

info@ifordmanor.co.uk

A Grade 1* Italianate garden. Famous for its history, tranquillity and beauty enhanced by its unique garden design. Iford Manor Gardens are a regular film & TV location, most recently for *The Secret Garden* (2020) and *Sanditon* (2019). Former home of Edwardian landscape designer Harold Peto, this romantic garden set into the hillside is characterised by pools, terraces,

sculptures, evergreen planting and magnificent rural views. Kindly note that children under 10 are not permitted in the garden. Visitors may also enjoy our café, serving teas, coffees, cakes and pastries, as well as lunches and cream teas.

Public transport: Freshford train station (1.5 miles walk via footpaths or 94 bus); Bradford on Avon train station (2.5 miles; taxis available); Bath Spa train station (7 miles; taxis available); 94 Bath – Trowbridge bus (Westwood stop 0.2 miles walk)

Opening dates and times: Gardens open 1 April – 30 September from 11.00 – 16.00 (last entry at 15.30). Some winter events, see website for details

CPRE Discount: 2 adult tickets for the price of 1, not including special events or charity days. Tickets must be booked online in advance with code 'CPRE241', members must bring their valid membership cards with them.



Limited wheelchair access, please call ahead. Disabled parking must be booked in advance.

Larmer Tree Gardens

Tollard Royal, Wiltshire SP5 5PY

www.larmertree.co.uk

01725 516071

enquiries@larmertree.co.uk

Our wonderful 11-acre Victorian Pleasure gardens are set in the heart of Cranborne Chase, an area of outstanding natural beauty on the Wiltshire/ Dorset border well

away from the hustle and bustle of busy modern life. The Larmer Tree Gardens, created by General Pitt Rivers in 1880 are an extraordinary example of Victorian extravagance and vision and were the first publicly owned gardens in the UK to be open for public visitors.

Public transport: N/A

Opening dates and times: From April to October 2024, Sunday to Wednesday 10am to 4pm

CPRE Discount: 2 Adult tickets for the price of 1. Group discount available.



Yorkshire

CPRE North and East Yorkshire

Burton Constable Hall & Grounds


Skirlaugh, Hull, East Yorkshire, HU11 4LN

www.burtonconstable.com

01964 562400

enquiries@burtonconstable.com

One of Yorkshire's most spectacular historic country houses, and one of its best kept secrets. There's so much to enjoy and discover within and around this imposing Elizabethan mansion, with over 30 rooms crammed with fine arts, furniture, and many



Helmsley Walled Garden



surprises. Plus over 300 acres of Capability Brown grounds to explore, with woodland parkland walks and trails. Clearly marked by historic house signs from Beverley following A165 Bridlington Road and from Hull following the B1238 to Sproatley.

Directions: Follow historic house signs from Beverley following A165 Bridlington Road and from Hull following the B1238 to Sproatley.

Public Transport: Hull station (10 miles)

Opening times and dates: Grounds open daily (except Christmas Day and Boxing Day) 10am to 5pm (4pm British Winter Time). Hall Open 23rd March to 3rd November 12pm to 5pm

CPRE discount: 2 adult tickets for the price of 1.



Stairlift to 1st floor.

Helmsley Walled Garden

Cleveland Way, Helmsley,
North Yorkshire, YO62 5AH

www.helmsleywalledgarden.org.uk

01439 772314

info@helmsleywalledgarden.org.uk

This beautiful five acre garden stands by Helmsley Castle in the North York

Moors. Stunning floral displays include double herbaceous borders, a Clematis Garden, Physic Garden, Kitchen Garden, and Cottage Garden. Trained fruit trees line walls and paths and there is a special collection of Yorkshire apple varieties. Dogs on leads welcome everywhere. Eat at The Vine House Café and shop for plants and gifts at the garden shop.

Public Transport: Thirsk/Malton rail stations 13 - 15 miles. Bus services in Market Square 200m.

Opening times and dates: 10am - 4pm, March to December

CPRE discount: 25% off day rate



Two wheelchairs available for visitors, please phone ahead to book.

Parcevall Hall Gardens

Skyreholme, Appletreewick, Skipton,
North Yorkshire, BD23 6DE

www.parcevallhallgardens.co.uk

01756 720311

parcevallhall@btconnect.com

The only RHS and English Heritage listed gardens open to the public in the Yorkshire Dales National Park. 24 acres of pure delight for anyone with a love of gardens and a wonderful place to enjoy a peaceful stroll in glorious surrounds.

Directions: Follow signs direct from B6265 and B6160, best accessed by car. Skipton 9 miles, Ilkley 12 miles.

Opening times and dates: 29th March - 31st

October daily. 10am - 6pm (last entry 5pm)

CPRE discount: 2 adult tickets for the price of 1 or 50% discount for single members.

Does not include event days. Group discount available.



Brockfield Hall

Wartfall, York, Yorkshire YO19 5XJ

brockfieldhall.co.uk

07974130912

enquiries@brockfieldhall.co.uk

Brockfield Hall is only six miles from York, but is in parkland little changed from when Benjamin Agar built the farm and walled-garden in 1799 and his house in 1804. The house is also home to the country's largest collection of paintings by artists of the Staithes Group – Yorkshire's impressionist artists. The Staithes Art Club (1901-1907) had some thirty members, many of whom trained in Paris at the Academie Julien, and are thus close cousins-in-art of the Newlyn School in Cornwall. Brockfield Hall was recently restored and was the winner of the Sotheby's Historic Houses Restoration Award 2023.

Public transport: N/A

Opening times and dates: 20 May to 15 June and 26 August 2024, three tours times per day at 11am, 12.30pm and 2pm. Check website before visiting.

CPRE Discount: 2 Adult tickets for the price of 1



Himalayan Garden & Sculpture Park

The Hutts, Hutt Lane, Grewelthorpe, Ripon, North Yorkshire HG4 3DA

<https://www.himalayangarden.com/>

01765 658009

info@himalayangarden.com

Set in the beautiful countryside between Masham and Ripon in North Yorkshire, the award-winning Himalayan Garden and Sculpture Park is home to 90 striking

contemporary sculptures, situated within 45 acres of stunning woodland and gardens.


Public transport: N/A


Opening times and dates: 18th April – 30th June (Tuesdays – Sundays) *, 1st July – 3rd Nov (Wednesdays – Sundays) * and bank holiday Mondays

CPRE Discount: 10% off one adult ticket, Up to 3 children free entrance



On site parking, disabled parking





CPRE West Yorkshire

Brontë Parsonage Museum

Haworth, Keighley,
West Yorkshire, BD22 8DR
www.bronte.org.uk

01535 642323

bronte@bronte.org.uk

The Brontë Parsonage Museum is the inspirational home of the Brontë family. Situated on the edge of the Yorkshire moors, it houses the world's largest collection of Brontë manuscripts and possessions. Please

visit website for the latest information, plus a full programme of events.

Public Transport: Keighley Station (3 miles).
B1, B2 and B3 from Keighley bus station.

Opening times and dates:
10am – 5pm, Wednesday to Sunday and
Bank Holiday Mondays.

CPRE discount: 2 adult tickets for the
price of 1, excluding weekends and bank
holidays. Not available in conjunction with
any other offer.

Wheelchair access on ground floor only.
Please contact in advance for access needs.
Parking available next to museum.

Index

| | | | | | |
|---------------------------------|----|--|----|--------------------------------------|----|
| Athelhampton House & Gardens | 15 | Capel Manor Gardens | 28 | Gainsborough's House | 36 |
| Badminton House | 18 | Capesthorne Hall | 8 | Gertrude Jekyll Garden | 20 |
| Barnsdale Gardens | 33 | Carshalton Water Tower | 37 | Gilbert White's House & Gardens | 20 |
| Bates Green Gardens | 39 | Castle Bromwich Hall Gardens | 42 | Goodnestone Park | 23 |
| Berkeley Castle | 18 | Chillingham Castle | 32 | Gresgarth Hall Gardens | 26 |
| Bishop Bonner's Cottage Museum | 29 | Cholmondeley Castle Gardens | 9 | Hammerwood Park | 39 |
| Bore Place | 22 | Dalemain Mansion & Historic Gardens | 11 | Hartland Abbey & Gardens | 14 |
| Brancepeth Castle | 17 | Dimbola Museum & Galleries | 22 | Heights Of Abraham | 13 |
| Brantwood | 10 | Dorset Museum & Art Gallery | 16 | Helmingham Hall Gardens | 35 |
| Brockfield Hall | 45 | Edmondsham House & Garden | 16 | Helmsley Walled Garden | 44 |
| Brogdale Collection | 23 | Elsing Hall Gardens | 30 | High Beeches Woodland & Water Garden | 40 |
| Brontë Parsonage Museum | 46 | Falconhurst | 23 | Himalayan Garden & Sculpture Park | 45 |
| Browsholme Hall | 26 | Ford Green Hall | 35 | Hoghton Tower | 26 |
| Burrow Farm Gardens | 13 | Franciscan Gardens | 24 | Iford Manor Gardens | 42 |
| Burton Constable Hall & Grounds | 43 | Fursdon House, Gardens & Coach Hall Tea Room | 13 | Ingatestone Hall | 17 |

Index

| | | | | | |
|----------------------------------|----|--------------------------------|----|--|----|
| Lampport Hall & Gardens | 32 | Pencarrow House & Gardens | 9 | Syon House & Gardens..... | 29 |
| Larmer Tree Gardens | 43 | Plantation Gardens | 30 | The Allerford Museum..... | 34 |
| Layer Marney Tower | 18 | Ramsey Rural Museum | 8 | The Hannah Peschar Sculpture Garden | 38 |
| Leighton Hall | 27 | Raveningham Gardens | 31 | The Japanese Garden..... | 10 |
| Little Hall..... | 35 | Renishaw Hall & Gardens | 12 | The Powell-Museum | 25 |
| Lord Leycester Hospital | 41 | Restoration House | 25 | The Sculpture Park..... | 38 |
| Lukesland Gardens | 14 | Rockingham Castle | 28 | The Wells & Walsingham Light Railway..... | 31 |
| Mannington Estate..... | 30 | Roseland House | 10 | Tiverton Castle | 15 |
| Marwood Hill Gardens..... | 15 | Rousham House & Garden..... | 33 | Upton Wold Garden | 19 |
| Monkton Nature Reserve | 24 | Scawby Hall..... | 27 | Walcot Hall | 34 |
| Morland House Gardens | 11 | Stansted House | 21 | Whittington Court | 19 |
| Mount Ephraim Gardens | 25 | St Mary's House & Gardens | 40 | Winchester Science Centre..... | 21 |
| Muncaster Castle | 12 | Stody Lodge Gardens | 31 | Wolfeton House | 16 |
| Museum of Berkshire Aviation.... | 8 | Stoneleigh Abbey | 41 | Woodchester Mansion | 20 |
| Painshill Landscape Garden..... | 37 | St Pauls Walden Bury | 22 | | |
| Parcevall Hall Gardens..... | 44 | Sussex Prairie Garden..... | 40 | | |

hedgewild



Our award winning skincare and wellness products are made exclusively from British ingredients.

We're here to support our farmers and our beautiful British countryside.

From multipurpose balms to bathing essentials, our products are developed with the best of British ingredients and always with self-care at the forefront.

Let the heavenly scents of English grown essential oils whisk you away to a cottage garden or the rolling coastline whilst the blend of wildflower oils nourish and protect your skin.

See the whole range here
www.hedgewild.co.uk

For 10% off your order, please use the code CPRE10 at checkout.




Read
*Old Oak
and the
Wild Flowers*
and share the joy of nature!



A beautiful
LIMITED EDITION
hardback for you
to treasure*

*Only 750 copies of this special
book will be printed in hardback.
All future print runs will
be in paperback.





This beautiful story celebrating the British countryside is illustrated in glorious detail by Erin Brown. Following the fortunes of the plants and creatures of the Barley Field, *Old Oak And The Wild Flowers* is the third book in the *Old Oak* series by author Elena Mannion.

A lyrical story where nature is brought back to health and harmony by a farmer's positive actions.

Endorsed by CPRE, the countryside charity and The Tree Council.

Available from all good bookshops and www.waterstones.com

Available in series:



Publishing 15 May 2024. Hardback, £12.99

Pikku Publishing





15-21 Provost Street,
London, N1 7NH
Tel: 020 7981 2870
Email: supportercare@cpre.org.uk
www.cpre.org.uk

Campaign to Protect Rural England is a company limited by guarantee,
registered in England, number 04302973. Registered charity number 1089685.



The
countryside
charity