

Discover our  
countryside



The 2022  
Members' Guide  
to attractions, gardens, houses  
and museums



The  
countryside  
charity



The  
countryside  
charity

CPRE is the countryside charity that works for a beautiful and thriving countryside - for everyone's benefit.

15-21 Provost Street, London, N1 7NH.


Tel: 020 7981 2870

Email: [supportercare@cpre.org.uk](mailto:supportercare@cpre.org.uk)

[www.cpre.org.uk](http://www.cpre.org.uk)

Campaign to Protect Rural England is a company limited by guarantee, registered in England, number 04302973. Registered charity number 1089685.

Printed on paper manufactured from woodpulp sourced from sustainable forests.



# Properties and Attractions 2022

We're thrilled to share with you our 2022 CPRE Members' Guide. We hope you'll take full advantage of your countryside card by visiting the fantastic selection of properties available to you in the guide.

Why not take time to visit the fantastic collection of memorable RAF aircraft that the Berkshire Museum of Aviation has to offer this year? Or explore the medieval fishponds and working walled vegetable gardens of the little moated manor house that is Hindringham Hall in Norfolk.

A pleasant visit for the keen gardener can be found at Ken-Caro Gardens in Cornwall, with a wonderful collection of herbaceous plants and panoramic views.

Venture underground to White Scar Cave, located in North Yorkshire, where visitors can witness waterfalls, the Battlefield Cavern and other intriguing features that Britain's longest show cave has to offer.


No matter where you decide to go, don't forget to take your countryside card with you so that you can take advantage of the discounts that are offered exclusively to CPRE members. All houses and gardens' opening dates and times are subject to change, please check property website details or phone ahead before visiting.

This year we have included an accessibility key chart, which you can find on page 5. You'll be able to spot relevant access symbols throughout this guide, across the various property listings. We have also included extra access information where possible.

If you have any questions or comments, please get in touch with us. You can call us on 020 7981 2870 or email us at [supportercare@cpre.org.uk](mailto:supportercare@cpre.org.uk). We're always keen to hear your feedback.

Once again, thank you so much for being a valued member. Your membership really does make a difference to what we are able to achieve, and with your generous support we will continue our work towards our vision of a thriving, beautiful countryside for everyone.

With warmest regards,  
**CPRE Membership and Community Team**










# Counties

Berkshire.....	6	Lincolnshire.....	22
Buckinghamshire.....	6	London.....	23
Cambridgeshire.....	7	Norfolk.....	24
Cheshire.....	7	Northumberland.....	27
Cornwall.....	9	Oxfordshire.....	27
Cumbria.....	10	Rutland.....	28
Devon.....	12	Shropshire.....	28
Dorset.....	14	Somerset.....	28
Durham.....	15	Staffordshire.....	29
Essex.....	15	Suffolk.....	30
Gloucestershire.....	16	Surrey.....	32
Hampshire.....	17	Sussex.....	33
Hertfordshire.....	18	West Midlands.....	36
Isle of Wight.....	19	Wiltshire.....	36
Kent.....	19	Worcestershire.....	37
Lancashire.....	20	Yorkshire.....	38
Leicestershire.....	22		

# Accessibility key chart

-  Wheelchair access (in some cases is limited)
-  On-site parking
-  Disabled parking
-  Accessible toilets
-  Assistive listening systems available

## How to use the Discount Offer

The properties in this guide have agreed to give CPRE members discounted entry to their property.

- This agreed discount is for one discount per countryside card (physical card only).
- The number of members in a household membership does not increase the number of discounts available.
- Lone members visiting a property that offers a 2 for 1 discount will not be entitled to 50% reduction on their single ticket. However, some properties do offer an alternative discount, please check this information carefully before your visit.
- The discount cannot be used for special event or charity days.
- Please remember to take your countryside card with you when you visit.

Museum of Berkshire Aviation



## Berkshire

### CPRE Berkshire

#### NEW Museum of Berkshire Aviation

Mohawk Way, Woodley, Reading,  
Berkshire, RG5 4UE

[www.museumofberkshireaviation.co.uk](http://www.museumofberkshireaviation.co.uk)

0118 944 8089

[museumberksav@gmail.com](mailto:museumberksav@gmail.com)

Berkshire's dynamic contribution to aviation history is graphically recaptured at the museum. Run as a charitable trust, the museum is at the historic site of Woodley Airfield, near Reading, UK - once the centre

of a thriving aircraft industry. Miles and Handley Page aircraft built at Woodley are being re-constructed and exhibited along with fascinating pictorial records and priceless archives.

Reading Buses - Route 13 - Reading Station to Woodley Airfield.

April to October - Saturdays, Sundays, Wednesdays and bank holidays - 10.30am to 5pm. November to March - Sundays 12pm to 4pm and Wednesdays 10.30am to 4pm.

2 adult tickets for the price of 1.



Wheelchairs available upon request

## Buckinghamshire

### CPRE Buckinghamshire

#### Milton's Cottage, Museum & Literary Garden

21 Deanway, Chalfont St. Giles,  
Buckinghamshire, HP8 4JH

[www.miltonscottage.org](http://www.miltonscottage.org)

01494 872313

[info@miltonscottage.org](mailto:info@miltonscottage.org)

Discover the only surviving residence of the poet, pamphleteer and parliamentarian John Milton - at the place where he took refuge from the Great Plague of 1665 to complete his epic masterpiece, Paradise Lost. You'll find a Grade 1 listed 16th century cottage, world-class collection of first edition books, and unique literary garden planted with trees, flowers and fruits that are referenced in his poetry.

Metropolitan line underground services to Amersham and Chalfont and Latimer stations; Chiltern Railway services to Amersham, Chalfont and Latimer and Gerrards Cross stations. The 104/105 bus services run from Amersham and Gerrards Cross stations to Chalfont St Giles, where Milton's Cottage is based.

Wednesday to Sunday: 2 to 5pm (from April 1 - October 31 2022).

2 adult tickets for the price of 1 (does not extend to special events).



Advance notice required for wheelchair users.

## Cambridgeshire

### CPRE Cambridgeshire & Peterborough

#### The Manor Hemingford Grey

Hemingford Grey, Huntingdon,  
Cambridgeshire, PE28 9BN

[www.greenknowe.co.uk](http://www.greenknowe.co.uk)

01480 463134

[diana\\_boston@hotmail.com](mailto:diana_boston@hotmail.com)

Built circa 1130 and one of the oldest continuously inhabited houses in Britain, made famous as 'Green Knowe' by the author Lucy Boston. The garden is laid out by Lucy and surrounded by moat, with topiary, old roses, award winning irises and herbaceous borders. Situated by the river in Hemingford Grey, South East of Huntingdon.

Huntingdon Station (6 miles). Stagecoach Buses A and B from Cambridge to St Ives then walk (one and a half miles) or taxi to The Manor.

House open throughout the year, strictly by prebooked appointment. Garden open daily throughout the year, 11am - 5pm (or dusk), no appointment needed.

Half price adult admission, except on special/fundraising event days.



Partial wheelchair access in garden only.

## Cheshire

### CPRE Cheshire

#### Capesthorpe Hall

Siddington, Cheshire, SK11 9JY

[www.capesthorpe.com](http://www.capesthorpe.com)

01625 861221

[info@capesthorpe.com](mailto:info@capesthorpe.com)

The hall dates from 1719 when it was originally designed by the Smiths of Warwick. It was altered in 1837 by Blore and partly re-built by Salvin in 1861, following a disastrous fire. Capesthorpe includes a Georgian chapel, herbaceous borders, lakeside gardens and woodland walks. Wilmslow/Macclesfield Station (6 miles). April 3 to October 31 2022 (Sundays and Mondays only).

2 adult tickets for the price of 1 on Sundays during our open season. Does not include special event days.



Wheelchair access to ground floor only.

Parking: £2 per vehicle.

#### Norton Priory Museum & Gardens

Tudor Road, Manor Park, Runcorn,  
Cheshire, WA7 1SX

[www.nortonpriory.org](http://www.nortonpriory.org)

01928 569895

[info@nortonpriory.org](mailto:info@nortonpriory.org)

Norton Priory is a 42 acre site including medieval ruins, woodlands, orchards, wildflower meadow, and 2.5 acre Georgian walled garden often described as a 'hidden gem' and home to the National Collection of Tree Quince. A new museum telling the



## Rode Hall Gardens



900 year story of the site opened in 2016 following £4.5m renovation with events on throughout the year. If using sat nav for directions please use WA7 1BD for address. Runcorn or Runcorn East Station.

11am – 4pm, Friday to Tuesday. Closed Wednesdays and Thursdays.  
2 adult tickets for the price of 1.



The paths in the walled garden are

gravel and may not be suitable for some wheelchairs.

## Rode Hall Gardens

Church Lane, Scholar Green,  
Cheshire, ST7 3QP

[www.rodehall.co.uk](http://www.rodehall.co.uk)

01270 873237

[enquiries@rodehall.co.uk](mailto:enquiries@rodehall.co.uk)

A beautiful Cheshire county house with

a fine collection of English porcelain and extensive gardens. Stunning 2 acre walled kitchen garden boasting a wide variety of fruit and vegetables used in the delightful tea rooms. Monthly farmers' market on the first Saturday of the month. Groups welcome by appointment.

Kidsgrove Station.

Please check website for details.

2 adult tickets for the price of 1, excludes special events.



Limited wheelchair access

## The Tabley House Collection

Tabley House, Tabley Lane, Knutsford,  
Cheshire, WA16 0HB

[www.tableyhouse.co.uk](http://www.tableyhouse.co.uk)

01565 750151

[tableyhouse@btconnect.com](mailto:tableyhouse@btconnect.com)

The state rooms of Tabley House display one of the finest collections of paintings by 18th and 19th century British artists including Turner and Lawrence, and furniture by Gillow and Chippendale. The tea room and 17th century chapel have stunning stained glass. Located just 2 minutes from Junction 19 of the M6.

Knutsford Station is 2 miles away, a 10 minute taxi journey. There are no regular bus services. March 31 to October 30 2022, Thursdays to Sundays and Bank Holiday Mondays 1pm-5pm. Tea room open from 12 noon. 2 adult tickets for the price of 1.



Please ring ahead for disabled parking and wheelchair request.



## Cornwall

### CPRE Cornwall

#### Caerhays Estate

Gorran, St. Austell, Cornwall, PL26 6LY

[www.visit.caerhays.co.uk](http://www.visit.caerhays.co.uk)

01872 501310

[enquiries@caerhays.co.uk](mailto:enquiries@caerhays.co.uk)

Set on the South West Coast path, Caerhays Estate is the perfect spot for your day out. Experience the timeless magic of Cornwall's castle by the sea. Castle and gardens open to the public. Please see website for further details. February 14 – June 12.

£1 off entry into Gardens only.



Partial wheelchair access.

#### Ken-Caro Gardens

Bicton, Pensilva, Liskeard,  
Cornwall, PL14 5RF

01579 362446

Planting started in 1970 with new extension completed spring 2000. All year round colour and panoramic views. Plantsman's garden with water lily pond and a good collection of herbaceous plants. The garden is dog friendly (on a lead). Just off main A390 road between Callington and Liskeard, follow brown tourist signs.

Open Wednesday - Saturday weekly from March 30 - August 27, 10am-5pm.

Liskeard Station.

Half price admission



Limited wheelchair access to garen via gravel path.

#### Pencarrow House & Gardens

Washaway, Bodmin, Cornwall, PL30 3AG

[www.pencarrow.co.uk](http://www.pencarrow.co.uk)

01208 841369

[info@pencarrow.co.uk](mailto:info@pencarrow.co.uk)

Owned, loved and lived in by the family. Georgian house and Grade II\* listed gardens. Superb collection of portraits, furniture and porcelain. Marked walks through 50 acres of beautiful formal and woodland gardens, Victorian rockery, Italian garden, many different varieties of rhododendrons, lake,

Iron Age hill fort and Icehouse. 4 miles North West of Bodmin, signed off the A389 and B3266 at Washaway. House tours will be available on the day at an extra top up cost if there is availability.

Bodmin Parkway Station. Corlink Bus request service.

Please check website for details.

2 adult tickets for the price of 1 for Garden entry only. Offer does not apply to special events.



Partial wheelchair access.

#### Penjerrick

Budock, Falmouth, Cornwall, TR11 5ED

[www.penjerrickgarden.co.uk](http://www.penjerrickgarden.co.uk)



01872 870105

racheltmorin@btinternet.com

15 acre Spring flowering valley garden with giant ferns, rhododendrons, bamboos, camellias, magnolias and magnificent trees. Lush jungle garden with ponds across a wooden bridge. 3 miles South West of Falmouth between Budock and Mawnan Smith. Best to wear gumboots. Dogs on leads welcome.

Falmouth Station (3 miles) or the number 35 bus from Falmouth which stops right outside the gate every hour.

March 1 to September 30, Wednesday, Friday and Sunday, 1.30pm - 4.30pm. 2 adult tickets for the price of 1. Not on Sundays or charity days.

No disabled access.

## Roseland House

Chacewater Hill, Chacewater, Truro, Cornwall, TR4 8QB

[www.roselandhouse.co.uk](http://www.roselandhouse.co.uk)

01872 560451

[charlie@roselandhouse.co.uk](mailto:charlie@roselandhouse.co.uk)

One acre garden subdivided by walls and trellises with climbers, unusual mixed borders, conservatory and greenhouse. National collection of clematis viticella and lapageria rosea. Teas (outdoors only), plant sales. Dogs on leads welcome. 4 miles West of Truro in Chacewater.

Truro Station. Buses: National Express, T1, T2, 47. Please check website for details.

Half price admission.



On-site parking by arrangement only.

## The Japanese Garden

St Mawgan Village, nr. Newquay, Cornwall, TR8 4ET

[www.japanesegarden.co.uk](http://www.japanesegarden.co.uk)

01637 860116

[info@japanesegarden.co.uk](mailto:info@japanesegarden.co.uk)

Set in approximately 1 acre, The Japanese Garden in Cornwall combines the beauty of nature with an artistic refinement; using shaping and styling of plants and natural elements. It is a place of tranquillity with a variety of plants and water features, where visitors can enjoy the wonder of nature in a peaceful, relaxing space. The garden was built as a meditative garden, where one can calm the mind and let go of unwanted stress through contemplation and reflection. Located in St. Mawgan Village, close to Newquay Airport. Detailed directions can be found on the website. Newquay rail station 6 miles. Bus stop within a 2 minute walk.

March 1 until November 15 2022.

2 adult tickets for the price of 1 but offer does not extend to special events.



Dogs welcome in shop only, if on a lead.

## Cumbria

### Friends of the Lake District

## Brantwood

Coniston, Cumbria, LA21 8AD

[www.brantwood.org.uk](http://www.brantwood.org.uk)

015394 41396

[enquiries@brantwood.org.uk](mailto:enquiries@brantwood.org.uk)

The former home of eminent Victorian, John Ruskin, is a treasure house of art and memorabilia. Explore Brantwood's estate and gardens with spectacular views and ancient woodlands. Off B5285 signposted from Hawkshead and Coniston. Free parking. Restaurant and shop open to visitors.

Trains to Windermere, 12 miles. 505 bus service, buses can run to Coniston village which is 3 miles away.

Please check website for details.

Garden ticket only: 1 half price adult ticket with every 1 full paying adult.



## Dalemain Mansion & Historic Gardens

Dalemain, Penrith, Cumbria, CA11 0HB

[www.dalemain.com](http://www.dalemain.com)

01768 486450

[marketing@dalemain.com](mailto:marketing@dalemain.com)

Home to the Hasell family since 1679 and home of the International Marmalade Awards, Dalemain Mansion boasts a fine mixture of medieval, Tudor and early Georgian architecture. The award-winning gardens encompass 5 acres of rich plantings with unusual combinations of flowers, including the famous meconopsis blue poppies. Facilities include the medieval tea room, Dalemain Ullswater Way Loop walk, a museum, a gift shop and plant sales. Free parking. On A592, Penrith to Ullswater, 3 miles from the M6 J40. Penrith Station (4 miles).

Gardens, tea room and shop open February to December, Sunday to Friday, 10.30am to

4.00pm. Mansion open April to October, Sunday to Thursday for guided tours only. 2 tickets for the price of 1. Not valid on special event days.



Partial wheelchair access in gardens. Mobility scooters available, please pre-book.

### Hutton-in-the-Forest

Penrith, Cumbria, CA11 9TH

[www.hutton-in-the-forest.co.uk](http://www.hutton-in-the-forest.co.uk)

01768 484449

[info@hutton-in-the-forest.co.uk](mailto:info@hutton-in-the-forest.co.uk)

Historic house and gardens, based on medieval pele tower with substantial 17th-19th century additions. Beautiful walled garden, topiary and a woodland walk. Tearoom available when house is open. 6 miles North West of Penrith on B5305 towards Wigton; 2.5 miles from M6, J41. Penrith Station (6 miles).

Open April to October – please see website for more details.

2 adult tickets for the price of 1. Not to be used during events.



Partial wheelchair access.

### Rydal Mount & Gardens

Rydal, Ambleside, Cumbria, LA22 9LU

[www.rydalmount.co.uk](http://www.rydalmount.co.uk)

015394 33002

[info@rydalmount.co.uk](mailto:info@rydalmount.co.uk)

Nowhere on earth have I seen a spot of more perfect and enjoyable beauty, wrote Thomas Arnold. Visitors to William

Wordsworth's gardens (1813-1850) can share this enjoyment as they wander through the extensive grounds which were landscaped by the poet, who was guided by his Romantic ideals in its design. There are magnificent views of Rydal Water and the surrounding fells.

Windermere Station (9 miles). Buses 555, 559. Please check website for details.

2 adult garden tickets (self guided) for the price of 1.



### Winderwath Gardens

Temple, Sowerby, Penrith, Cumbria, CA10 2AG

[www.winderwathgardens.co.uk](http://www.winderwathgardens.co.uk)

01768 88250

[jane.winderwath@gmail.com](mailto:jane.winderwath@gmail.com)

Garden originally laid out at the beginning of the 20th century, with mature trees dating from this time including the Wellingtonia, cut leaf beech and the cedar. Rockeries, herbaceous borders and a large collection of Alpine and Himalayan plants. Plants for sale are grown on the premises. 4 miles from Penrith, off J40 of the M6 onto A66 towards Temple Sowerby. No dogs allowed. Penrith Station (5 miles).

Please check website for details.

2 adult tickets for the price of 1. Children free.



Partial wheelchair access.



Burrow Farm Gardens



Devon

CPRE Devon

Burrow Farm Gardens

Old Taunton Road, Dalwood, Axminster,  
Devon, EX13 7ET

[www.burrowfarmgardens.co.uk](http://www.burrowfarmgardens.co.uk)

01404 831285

[enquiries@burrowfarmgardens.co.uk](mailto:enquiries@burrowfarmgardens.co.uk)

Beautifully landscaped 13 acre garden with magnificent views. Woodland garden in Roman claypit. Ponds and sweeping lawns with fine trees. Rill garden with luxuriant colour themed planting. A plantsman's

delight. Nursery and refreshments, craft shop. A35 Axminster/Honiton turn north at Taunton crossroads and follow brown tourist signs.

Axminster Station.

Please see website for details.

2 adult tickets for the price of 1.



Cadhay House & Gardens

Cadhay, Ottery St. Mary, Devon, EX11 1QT

[www.cadhay.org.uk](http://www.cadhay.org.uk)

01404 813511

[jayne@cadhay.org.uk](mailto:jayne@cadhay.org.uk)

Built in 1550, Cadhay retains the Great Hall of an earlier house with a fine timber roof. An Elizabethan long gallery was added to form a unique courtyard with statues of sovereigns either side. Understated, gracious and beautiful gardens. House by guided tour. Tearoom open to visitors. From the east, exit the A30 at the Iron Bridge exit just after Honiton. Follow the signs for Fairmile and then Cadhay. From the west, exit A30 at Pattesons Cross and follow the signs as above. Please check website for details. 2 for 1 for garden entry only.



Limited wheelchair access.

Fursdon House, Gardens &  
Coach Hall Tea Room

Cadbury, Exeter, Devon, EX5 5JS

[www.fursdon.co.uk](http://www.fursdon.co.uk)

01392 860860

[admin@fursdon.co.uk](mailto:admin@fursdon.co.uk)

Elegant Jacobean and Regency interior combined with earlier features. Home of the Fursdon family for more than 750 years. Local history, family memorabilia, costumes, furniture and paintings on informal tour. Fantastic views, beautiful grounds and lovely walled gardens. Delicious home baking in the Coach Hall.

Exeter Station (9 miles), no bus services. Gardens and Teas: 2-5pm on bank holidays, every Wednesday and Thursday afternoon between Easter Monday and end of September. House Tours at 2.30pm and 3.30pm on all bank holidays, Wednesday

and Thursday afternoons in June, July and August.

2 adult tickets for the price of 1. Offer not valid on charity days.



Ramps can be provided to access the tearoom and to enter the house but part of the tour involves descending two steps within the house.

### Lukesland Gardens

Lukesland House, Ivybridge, Devon, PL21 0JF

[www.lukesland.co.uk](http://www.lukesland.co.uk)

01752 691749

[lorna.lukesland@gmail.com](mailto:lorna.lukesland@gmail.com)

24 acres of flowering shrubs, wild flowers and rare trees with Pinetum in Dartmoor National Park. Ponds, pools and waterfalls. Superb spring and autumn colour. Home-made teas. Dogs welcome on lead. Children's trail. 10 miles East of Plymouth. Turn off A38 at Ivybridge. 1.5 miles north on Harford Road. Ivybridge (1.5m).

March 13 – June 12: Sundays, Wednesdays and bank holidays. October 2 – November 13: Sundays and Wednesdays.

2 adult tickets for the price of 1, not including special events.



### Marwood Hill Garden

Guineaford, Barnstaple, Devon, EX31 4EA

[www.marwoodhillgarden.co.uk](http://www.marwoodhillgarden.co.uk)

01271 342528

[info@marwoodhillgarden.co.uk](mailto:info@marwoodhillgarden.co.uk)

Set in a North Devon valley, only 4 miles

away from the hustle and bustle of Barnstaple, Marwood Hill Garden is a magical and very special 20-acre private garden. Set around three picturesque lakes, Marwood Garden is home to four National Plant Collections, including Astilbes, Iris Ensata, Tulbaghia species, and our very own Marwood Collection; with flowers, fauna, walkways and views to delight both the casual visitor and enthusiastic gardeners. Guests can also enjoy the spectacular view across the valley from the Garden Tea Room where hot tea and coffee, cakes and other delicious food is served. The plant sales and nursery area is also here to tempt you with a variety of unusual plants so you can even take a bit of Marwood home with you. Special group rates and menus available.

Dogs are welcome. Coach and Car Parking. No regular bus service. Barnstaple Train Station. Please check website for details. 2 adult tickets for the price of 1.



Limited wheelchair access to the garden. Concession price of 2 for 1 for entry for people with limited mobility. Designated drop-off point for disabled visitors by entrance.

### Tiverton Castle

Park Hill, Tiverton, Devon, EX16 6RP

[www.tivertoncastle.com](http://www.tivertoncastle.com)

01884 253200

[info@tivertoncastle.com](mailto:info@tivertoncastle.com)



Marwood Hill Garden



Historic castle originally built 1106, altered down the ages. Once home of medieval Earls of Devon and Princess Katherine Plantagenet. Besieged and taken by Fairfax in 1645, it now houses a fine Civil war armoury - try some on! Interesting furniture and pictures. Beautiful garden in romantic ruins. Comfortable holiday accommodation.

7 miles from Tiverton Parkway Station. Check website for opening times. Half price admission.



Wheelchair access to gardens and ground floor only.

## Dorset

### CPRE Dorset

#### Abbotsbury Subtropical Gardens

Buller's Way, Abbotsbury, Weymouth, Dorset, DT3 4LA

[www.abbotsbury-tourism.co.uk/gardens](http://www.abbotsbury-tourism.co.uk/gardens)

01305 871387

[info@abbotsbury-tourism.co.uk](mailto:info@abbotsbury-tourism.co.uk)

Established in 1765 by the first Countess of Ilchester, now a thirty acre subtropical paradise. Famous for its Camellia and Hydrangea collections, world heritage coast viewpoint, superb plant centre, quality gift shop and excellent restaurant. Weymouth Station (9 miles).

Every day except December 19 to January 1 inclusive, 10am to 5pm (or 4pm during the winter). Last admission 1 hour before closing.

2 for the price of 1.



#### Athelhampton House & Gardens

Athelhampton Road, Puddletown, Dorchester, Dorset, DT2 7LG

[www.athelhampton.co.uk](http://www.athelhampton.co.uk)

01305 848363

[enquiry@athelhampton.co.uk](mailto:enquiry@athelhampton.co.uk)

Built around an unmodified Tudor hall, with a fine collection of English furniture from Jacobean to late Victorian periods. The award winning architectural gardens feature the famous pyramid shaped yew trees and diverse water features.

Dorchester Station (7 miles).

Please check website for details.

2 adult tickets for the price of 1 (gardens only), house upgrade possible.



#### Mapperton House & Gardens

Mapperton, Beaminster, Dorset, DT8 3NR

[www.mapperton.com](http://www.mapperton.com)

01308 862645

[office@mapperton.com](mailto:office@mapperton.com)

Terraced valley gardens surround a Tudor/Jacobean manor house, stables and dovecote, croquet lawn, Italianate formal garden with fountains, orangery, grottoes, and a 17th century summer house. Off A3066 Crewkerne or A356 from Dorchester, take B3163.

Crewkerne Station (8 miles).

March 1 – October 27, Sunday to Thursday, 11am to 5pm.

2 adult tickets for the price of 1 (gardens only), Wednesdays and Thursdays only.

Excludes special events.



50% of gardens accessible.

#### Wolfeton House

Wolfeton, Dorchester, Dorset, DT2 9QN

[www.historichouses.org/house/wolfeton-house](http://www.historichouses.org/house/wolfeton-house)

01305 263500

[kthimbleby.wolfeton@gmail.com](mailto:kthimbleby.wolfeton@gmail.com)

Grade I\* medieval and Elizabethan house. Magnificent carved oak panelling, splendid plaster ceilings, grand fireplaces, unique

stone great stairs and 17th century pictures and furniture. 1.5 miles from Dorchester on A37 towards Yeovil.

Dorchester Station.

Mon, Wed and Thurs 2-5pm, from June until end of September.

2 adult tickets for the price of 1. Does not include groups.



Wheelchair access to ground floor.

## Durham

### CPRE Durham

#### The Bowes Museum

Newgate, Barnard Castle, County Durham, DL12 8NP

[www.thebowesmuseum.org.uk](http://www.thebowesmuseum.org.uk)

01833 690606

[hello@thebowesmuseum.org.uk](mailto:hello@thebowesmuseum.org.uk)

With a unique story at the heart of its creation, The Bowes Museum was founded by an extraordinary woman, Josephine Bowes, an artist and actress – a pioneer ahead of her time – together with her great love and husband, John Bowes. The purpose-built magnificent French-style château houses some of the best collections of fine and decorative arts in the UK, which are complemented by an exciting exhibition programme. It's romantic history, stunning galleries, beautiful gardens and parkland with picnic areas and children's play area, combined with family activities, locally sourced seasonal food in Café Bowes and gorgeous gift shop, all guarantee a day out where there are plenty

of memories to be made.

Darlington Station is 17 miles away. Buses 75 and 76 from Darlington; Buses 8 and 85 from Bishop Auckland; Bus 79 from Richmond.

10am to 5pm daily, only closed on Christmas Day, Boxing Day and New Year's Day.

10% discount off entry.



## Essex

### CPRE Essex

#### Hedingham Castle

Bayley Street, Castle Hedingham, Halstead, Essex, CO0 3DJ

[www.hedinghamcastle.co.uk](http://www.hedinghamcastle.co.uk)

01787 460261


[mail@hedinghamcastle.co.uk](mailto:mail@hedinghamcastle.co.uk)

The majestic Hedingham Castle stands in the heart of its ancient ramparts and medieval park, which have evolved into beautiful landscaped gardens. Privately owned by the Lindsay family, descendants



Mapperton House & Gardens

The Bowes Museum



of the Earls of Oxford who built it, Hedingham Castle is not just one place. Romantic, exquisite, significant, magnificent and ageless, it is a haven which has had great meaning for 900 years. The estate spans 120 acres and includes beautifully restored gardens featuring a lake, a formal pond and historic woodland. There is a café inside the castle serving light refreshments. Sudbury Station. Selected dates 11am-4pm, please check website for specific dates. 2 tickets for the price of 1.



Wheelchair access in gardens only.

## Ingatstone Hall

Hall Lane, Ingatstone, Essex, CM4 9NR

[www.ingatstonehall.com](http://www.ingatstonehall.com)

01277 353010

[house@ingatstonehall.co.uk](mailto:house@ingatstonehall.co.uk)

16th century mansion built by Sir William Petre, Secretary of State to 4 Tudor monarchs, and occupied by his descendants. The house retains many original features including priests' hiding places. Half a mile from London end of Ingatstone High Street via Station Lane. Ingatstone Station (0.5 mile). Please check website for details.

2 adult tickets for the price of 1. Not available for special events.



Partial wheelchair access.

## Gloucestershire

### CPRE Gloucestershire

## Cerney House Gardens

Cerney House, North Cerney, Cirencester, Gloucestershire, GL13 9PJ

[www.cerneygardens.com](http://www.cerneygardens.com)

01285 831300

[janet@cerneygardens.com](mailto:janet@cerneygardens.com)

A romantic garden set around a Victorian walled garden. Highlights include a working kitchen garden, large herbaceous borders, nature trail and woodland walk. Coffee, tea and cakes available. Turn off A435, opposite The Bathurst Arms.

Kemble Station. Bus stop at the end of the lane. Please check website for details.

2 tickets for the price of 1, excluding event days.



## Whittington Court

Whittington, Cheltenham, Gloucestershire, GL54 4HF

[www.whittingtoncourt.co.uk](http://www.whittingtoncourt.co.uk)

01242 820556

[lucy@whittingtoncourt.co.uk](mailto:lucy@whittingtoncourt.co.uk)

Cotswold Elizabethan manor house in historical setting adjoining Norman church, listed stable-block and barn, with family possessions including good collections of



glass, ceramics and minerals. Hand printed textiles. 4 miles East of Cheltenham off A40. Cheltenham Station (4 miles). April 16 - May 1 and August 13 - 29. Half price admission.



## Woodchester Mansion

Woodchester Mansion Trust, Woodchester Park, Nympsfield, Stonehouse, Gloucestershire, GL10 3TS

[www.woodchestermansion.org.uk](http://www.woodchestermansion.org.uk)

01453 861541

[info@woodchestermansion.org.uk](mailto:info@woodchestermansion.org.uk)

Hidden in a wooded valley near Stroud is one of the most intriguing houses in the country. Woodchester Mansion was started in the mid-1850s, but abandoned incomplete. It offers a unique insight into traditional building techniques and offers occasional courses in stone-carving. The attics house breeding colonies of rare greater and lesser horseshoe bats which can be viewed with state-of-the-art imaging. The mansion is available to hire for any occasion including private parties, photoshoots, paranormal investigations and much more. Private tours for small groups available any day.

Stroud train station 5 miles. Stagecoach 65 from Stroud (very limited service).

Open Easter to Halloween - Friday to Sunday, plus bank holidays - 11am-5pm. 2 adult tickets for the price of 1. Excludes special event days.



## Hampshire

### CPRE Hampshire

## Gilbert White's House & Gardens

High Street, Selborne, Hampshire, GU34 3JH

[www.gilbertwhiteshouse.org.uk](http://www.gilbertwhiteshouse.org.uk)

01420 511275

[info@gilbertwhiteshouse.org.uk](mailto:info@gilbertwhiteshouse.org.uk)

Discover three stories about explorers of the natural world. The home of Gilbert White,

the 18th century pioneering naturalist, set in 25 acres of parkland and gardens. Captain Oates and his journey to the South Pole and his Uncle, Frank Oates, Victorian explorer. Alton or Liss Stations. Buses from Petersfield and Alton.

Please check website for varying opening times. Half price admission.



Wheelchair access on grounds and ground floor only. Videos of upstairs galleries played on ground floor.



Whittington Court

King John's House & Museum



## King John's House & Museum

Church Street, Romsey,  
Hampshire, SO51 8BT

[www.kingjohnshouse.org.uk](http://www.kingjohnshouse.org.uk)

01794 512200

[info@kingjohnshouse.org.uk](mailto:info@kingjohnshouse.org.uk)

Discover a slice of Romsey's hidden history at King John's House, an intriguing medieval building with Tudor extension and Victorian museum set in an idyllic period-style garden. Miss Moody's Tudor Tea Room welcomes visitors with delicious homemade lunches, cakes and traditional cream teas. Find us hidden between

Romsey Visitor Information Centre and the Post Office, opposite Romsey Abbey.

Romsey station, 10 minute walk. Numerous buses to Romsey town centre.

See website for details.

2 adult tickets for the price of 1. Please contact King John's House to book.



Wheelchair access in museum and grounds but not the medieval hall. Large print guides also available.

## Stansted Park

Rowlands Castle, Stoughton,  
Hampshire, PO9 6DX

[www.stanstedpark.co.uk](http://www.stanstedpark.co.uk)

02392 412265

[enquiry@stanstedpark.co.uk](mailto:enquiry@stanstedpark.co.uk)

Set in 1800 acres of glorious parkland. Magnificent state rooms, authentic Servants' Quarters. Victorian walled garden, yew maze and tearoom. Garden centre, ancient chapel, arboretum and Stansted light railway. On the Hampshire/West Sussex border. Available for weddings and private hire.

Taxis from Havant Station (4 miles away). 2 mile forest walk from Rowlands Castle station.

Easter Sunday to the end of September. 50% discount. Excludes special events.



Hertfordshire

CPRE Hertfordshire

Verulamium Museum

St. Michael's Street, St. Albans,  
Hertfordshire, AL3 4SW

[www.stalbansmuseums.org.uk/visit/verulamium-museum](http://www.stalbansmuseums.org.uk/visit/verulamium-museum)

01727 751810

[museum@stalbans.gov.uk](mailto:museum@stalbans.gov.uk)

Verulamium Museum is a fantastic place to find out about everyday Roman life. It's built on the site of one of the largest Roman settlements in Britain, so as well as seeing a museum packed with Roman objects, you can also explore the remains of the Roman town. A short stroll away in Verulamium Park, see the Hypocaust and the remains of the Roman wall, while across the road

you can also visit the Roman Theatre.

Thameslink to St Albans City (plus 30 min walk) / Abbey Flyer line from Watford Junction to St Albans Abbey (plus 20 min walk).  
Monday - Friday: 10am - 4.30pm (last admission at 4pm). Saturday: 11am - 3.30pm (last admission at 3pm).  
2 adult tickets for the price of 1.



Audio assistive sessions available to groups with prior arrangement - please visit website for more details.

## Isle of Wight

### CPRE Isle of Wight

## Dimbola Museum & Galleries

Terrace Lane, Freshwater Bay,  
Isle of Wight, PO40 9QE

[www.dimbola.co.uk](http://www.dimbola.co.uk)

01983 756814

[admin@dimbola.co.uk](mailto:admin@dimbola.co.uk)

Former home of Julia Margaret Cameron, pioneering Victorian photographer. Exhibition of Julia's work, vintage cameras and Victorian dressing-up room. There is also a programme of contemporary and historic photography exhibitions so there will always be something different to enjoy. **Free entry to the tearoom and gift shop.** No 7 Bus stops in Freshwater town 15/20 minute walk away from Dimbola. No 12 or FYT bus stops by Dimbola. Please check website for details.  
2 for 1 admission.



## Kent

### CPRE Kent

## Belmont House & Gardens

Belmont Park, Throwley, Faversham,  
Kent, ME13 0HH

[www.belmont-house.org](http://www.belmont-house.org)

01795 890228

[administrator@belmont-house.org](mailto:administrator@belmont-house.org)

An elegant 18th century house set in beautiful parkland. Gardens include a pinetum with grotto, a walled garden and a kitchen garden with Victorian greenhouses. Its contents echo ownership by the Harris

family since 1801, including mementos of careers in India and Trinidad, along with an extensive clock collection.

Faversham station approx. 6 miles.

Please check website for details.

2 adult tickets for the price of 1. Not valid on special event days.



## Lullingstone Castle & The World Garden


Lullingstone Park, Eynsford, Dartford, Kent,  
DA4 0JA

[www.lullingstonecastle.co.uk](http://www.lullingstonecastle.co.uk)

01322 862114

[info@lullingstonecastle.co.uk](mailto:info@lullingstonecastle.co.uk)





Lullingstone Castle dates to the 15th century and has remained in the same family ever since. It boasts Henry VIII and Queen Anne amongst its royal visitors. The current heir Tom Hart Dyke, after his kidnap ordeal in Colombia in 2000, has created a garden in the shape of the world, containing some 8,000 unusual plants. Eynsford Station, 3/4 mile.

April 1 to October 30: Thursday, Friday (except Good Friday), Saturday, Sunday and Bank Holiday Mondays - 11am to 5pm. 50% off ticket price, excluding events (see

website for more details).



Guide dogs only.

### Wildwood

Herne Common, Herne Bay, Kent, CT6 7LQ  
[www.wildwoodtrust.org](http://www.wildwoodtrust.org)

01227 712111

[info@wildwoodtrust.org](mailto:info@wildwoodtrust.org)

Wildwood near Canterbury is a great day out for all ages where you can see amazing

British wildlife from past and present. Set in 40 acres of ancient British woodland is a stunning collection of over 200 British animals in natural enclosures. See bears, wolves, otters, badgers, owls, lynx, beavers, bison, wild boar, reindeer and many more as you walk around the twisting trails. Finish your day by letting your kids go wild in our amazing adventure play park. Join our experts at weekends and school holidays for close-up animal talks and feeds. Visit the Woodland Cafe or enjoy your own food in our spacious picnic area. Wildwood is not just a wildlife park but also a unique conservation project which aims to protect native British wildlife and bring back the original wild wood. Every visit helps to preserve some of the UK's most endangered animals.

Triangle bus route between Canterbury, Whitstable and Herne Bay.

Seasonal - please see website.

Save £2.50 per day ticket for up to four people per membership card. Cannot be used in conjunction with other offers.



### Lancashire

### CPRE Lancashire

### Browsholme Hall

Clitheroe Road, Clitheroe,  
 Lancashire, BB7 3DE

[www.browsholme.com](http://www.browsholme.com)

01254 827160

[cturner@browsholme.com](mailto:cturner@browsholme.com)

Ancestral home of the Parker family since

1507. Major collection of portraits, furniture, arms, stained glass and antiques. 1 mile from Bashall Eaves and 5 mile North West of Clitheroe.

Clitheroe Station (5 miles).  
Please check website for details.  
Half price admission.



## Hoghton Tower

Hoghton, Lancashire, PR5 0SH  
[www.hoghtontower.co.uk](http://www.hoghtontower.co.uk)

01254 852986

[mail@hoghtontower.co.uk](mailto:mail@hoghtontower.co.uk)

Visit the award-winning Hoghton Tower. Join a guided tour of the beautiful state rooms to hear about the history of the house and family. Wander through the walled gardens and take in the views. Finish your day with a visit to our gift shop and an afternoon tea in our wonderful tea room. All income from tours benefits the Hoghton Tower Preservation Trust. Nearest motorway M65, J3.

Preston Station (7 miles).  
April – September. Please check website for days and times.  
Half price house tour admission. Does not include special events.



As a Grade I listed historic site there are different uneven surfaces and a number of steps. We strongly recommend referring to our Facilities and Access page on our website before visiting.

## Leighton Hall

Leighton Hall, Carnforth,  
Lancashire, LA5 9ST

[www.leightonhall.co.uk](http://www.leightonhall.co.uk)

01524 734474

[info@leightonhall.co.uk](mailto:info@leightonhall.co.uk)

Visit the award-winning Leighton Hall and join a fascinating tour of this beautiful historic house. As well as strolling through the woodland walk, enjoy traditional gardens, a gift shop and plant stand, charming tearooms and birds of prey display - weather permitting. Children's play area, maze, bee corner and insect hotel available too.

Carnforth station, 3 miles away. Silverdale Rail Station and then walk or by bus.

May to September, Tuesday to Friday 2pm – 5pm.

2 adult tickets for the price of 1. Not valid at special events.



Regrettably the first floor is inaccessible to wheelchair users. Assistance may also be needed in some ground floor areas.

## White Scar Cave

Ingleton, Carnforth, Lancashire, LA6 3AW  
[www.whitescarnave.co.uk](http://www.whitescarnave.co.uk)

015242 41244



Lullingstone Castle &  
The World Garden

Rockingham Castle



[info@whitescave.co.uk](mailto:info@whitescave.co.uk)

The longest show cave in Britain. The guided tour takes about 80 minutes and covers one mile. See underground waterfalls and streams, thousands of stalactites, and the massive Battlefield Cavern. Cafe, shop and car park available. 1.5 miles from Ingleton on B6255 road to Hawes.

Buses to Ingleton.

Please check website for details - opening times may change due to weather conditions.

2 adult tickets for the price of 1.



No disabled access.

## Leicestershire

### CPRE Leicestershire

## Rockingham Castle

Rockingham, Market Harborough,  
Leicestershire, LE16 8TH

[www.rockinghamcastle.com](http://www.rockinghamcastle.com)

01536 770240

[estateoffice@rockinghamcastle.com](mailto:estateoffice@rockinghamcastle.com)

A royal castle and a family home for 450 years. The predominantly Tudor building within Norman walls, has architecture, furniture and works of art. 18 acres of formal and wild garden command a splendid view of 5 counties. Located on the A6003 North of Corby.

Kettering and Corby stations.

April to May, open Sundays and Bank

Holiday Mondays (12pm-5pm). June

September - open Tuesdays, Sundays and

Bank Holiday Mondays (12pm-5pm).

2 for 1: Purchase your paid ticket online then email [estateoffice@rockinghamcastle.com](mailto:estateoffice@rockinghamcastle.com)

with your details, order number and proof of CPRE membership to redeem your free ticket. Allow one full working day to process tickets.



## Lincolnshire

### CPRE Lincolnshire

## Burghley House

Burghley Park, Stamford,  
Lincolnshire, PE9 3JY

[www.burghley.co.uk](http://www.burghley.co.uk)

01780 752451

[burghley@burghley.co.uk](mailto:burghley@burghley.co.uk)

The largest and grandest house of the first Elizabethan age. Built by William Cecil, Lord High Treasurer to Elizabeth I and still lived in by his descendants. The world famous collection of art and porcelain make Burghley a real 'Treasure House'. Fully licensed Orangery Restaurant (in 'Capability' Brown designed building). Gardens of Surprise, incorporating the

historical Garden of Surprises and the contemporary Sculpture Garden. Close to the A1, 1 mile east of Stamford on the B1443, clearly signposted.

Stamford Station (1 mile).

Open Monday – Sunday (closed Fridays), 10.30am – 4pm.

2 adult tickets for the price of 1.



Please check website for further details.

## Doddington Hall & Gardens

Doddington, Lincoln, Lincolnshire, LN6 4RU

[www.doddingtonhall.com](http://www.doddingtonhall.com)

01522 694308

[info@doddingtonhall.com](mailto:info@doddingtonhall.com)

Begun in 1595 by Robert Smythson, one of England's foremost Elizabethan architects. Doddington Hall is a fine example of a late Elizabethan Mansion, it is still a lived-in and much loved family home, alive with history and interest. Over 400 years of unbroken family occupation has resulted in fascinating collections of furniture, weaponry, paintings, ceramics, textiles, household objects, porcelain and a wealth of amusing stories all to be found in and around Doddington Hall. 5 miles West of Lincoln on the B1190 signposted from the A46 Lincoln bypass, and A57 between the A1 and Lincoln. Hykeham Train Station; 3.8 miles. Lincoln train and bus services; 4.8 miles. Please check website for details.

2 adult tickets for the price of 1 on house and garden tickets only (does not apply to gardens only tickets). Only valid during normal opening times, does not include special events or Christmas opening.



## London

### CPRE London

## Capel Manor Gardens

Bullsmoor Lane, Enfield, London, EN1 4RQ

[www.capelmanorgardens.co.uk](http://www.capelmanorgardens.co.uk)

0303 0031234

[bookings@capel.ac.uk](mailto:bookings@capel.ac.uk)


We have more than 60 beautiful gardens and landscapes to explore across our 30 acre estate in Enfield, North London. Our seasonal bedding displays, growing animal

collection, Fairy Forest, maze and special events throughout the season make Capel Manor an enchanting day out for all ages. Conveniently located off Junction 25 on the M25 with free parking.


Turkey Street 1 mile - bus services from Enfield town.

Gardens open daily March to November 2022 from 10am to 5.30pm. Last admission at 4pm. Please check our website for winter opening times.

2 adult tickets for the price of one. Not valid on special event days (see website for details).



Capel Manor Gardens



## Freud Museum London

20 Maresfield Gardens, Hampstead  
London, NW3 5SX

[www.freud.org.uk](http://www.freud.org.uk)

020 74352002

[info@freud.org.uk](mailto:info@freud.org.uk)

Visit London's most intriguing historic house museum. The Freud Museum was the final home of Sigmund Freud, the founder of psychoanalysis, who came here after fleeing Nazi-occupied Vienna. See Freud's study, preserved as he left it, and the original psychoanalytic couch on which his patients told him their dreams. Freud

Museum London is a registered Covid-safe 'Good to Go!' museum. The safety of all visitors and staff is our highest priority and we want your visit to be as enjoyable as possible. Be sure to check out the museum on Facebook, Instagram and Twitter for further information and updates.

Tube/London Overground: Finchley Road/ Finchley Road and Frognal. Buses: 13, 113, 187, 268, C11 all stop near Finchley Road tube. 5 minute walk from Finchley Road. See website for detailed directions.

Wednesday, Saturday and Sunday, 10.30am - 5pm. Check website for latest information on holiday opening hours.

Half price admission on full adult fee only

(not concessions), on presentation of a valid CPRE membership card.



Step free access to ground floor (including Freud's study and gift shop).

## Syon House & Gardens

Syon Park, Brentford, Greater London, TW8 8JF (Sat Nav TW7 6AZ)

[www.syonpark.co.uk](http://www.syonpark.co.uk)

020 8560 0882

[info@syonpark.co.uk](mailto:info@syonpark.co.uk)

The London home of the Duke of Northumberland, built on the site of a medieval abbey, contains some of Robert Adam's fine interiors with the spectacular Great Conservatory surrounded by 'Capability' Brown landscaped gardens. Gunnersbury (District Line) then 267 or 237 bus to Brent Lea. E8 bus from Ealing Broadway underground station. Short walk from Syon Lane rail station.

Mid-March to end of October. House: Wednesday, Thursday and Sundays, 11am to 4.30pm. Gardens: Wednesday to Sunday 10.30am to 4.30pm. Last entry 3.30pm. 2 adult tickets for the price of 1. Not valid for special events.



Partial wheelchair access.

## Norfolk

### CPRE Norfolk

## Bishop Bonner's Cottage Museum

St Withburga Lane, Dereham,



Norfolk, NR19 1ED

[www.derehamhistory.com](http://www.derehamhistory.com)

01362 691455

[ken-hawkins@tiscali.co.uk](mailto:ken-hawkins@tiscali.co.uk)

The museum is housed in a beautiful timber-framed, thatched building, particularly noted for its unusual coloured pargeting. Originally three cottages, it is the oldest surviving domestic building in Dereham, with its original sloping ceilings, tiny rooms, twisting staircases and wooden beams. It is now the town's museum, housing displays of local artefacts, exhibitions and photographs, showing how life in Dereham has changed over the centuries. Leave the market place with the war memorial behind you. Turn right down Church Street, towards St Nicholas' Church and the museum is on your left just before you reach the church.

Local bus services, as well as the long distance Peterborough to Norwich First Excel service, all call in the market place, from which the museum is just a couple of minutes' walk.

Open Friday mornings and Saturdays, from 29 April to 24 September. Please check our website before making a long journey. 2 adult tickets for the price of 1 (children under 16 are free, but must be accompanied by an adult).



Wheelchair access to one ground floor room only.

### NEW Hindringham Hall

Blacksmiths Lane, Hindringham,  
Fakenham, Norfolk, NR21 0QA

[www.hindringhamhall.org](http://www.hindringhamhall.org)

01328 878226

A beautiful garden offering a medieval moat and fishponds, walled vegetable gardens, and formal borders wrapped around a Tudor hall. Gardens and tearoom open to the public.

No public transport available.

March 30 to September 28.

20% off admission price.



### Holkham Hall

Holkham Estate Office, Wells-next-the-Sea,  
Norfolk, NR23 1AB


[www.holkham.co.uk](http://www.holkham.co.uk)

01328 713111

[enquiries@holkham.co.uk](mailto:enquiries@holkham.co.uk)

Home to the Earls of Leicester, this magnificent Palladian hall is a living treasure house of artistic and architectural history. Discover the interactive Holkham Stories Experience, the beautiful 18th century walled garden, hire a bike or a boat to enjoy the panoramic landscape and sample local produce in the gift shop and café. The local bus stops in Holkham village 3/4





mile walk to attraction.  
Please check website for details.  
2 adult tickets for the price of 1 when using code 'CPRE50', available on days Holkham Hall is open for the visitor season. Offer does not extend to events.



Car parking charges apply. For more information, view Holkham's accessibility guide on the website.

### Mannington Estate

Mannington, Norwich, Norfolk, NR11 7BB

[www.manningtonestate.co.uk](http://www.manningtonestate.co.uk)

01263 584175

[admin@walpoleestate.co.uk](mailto:admin@walpoleestate.co.uk)

Gardens surround this medieval moated manor house. Wide variety of plants, shrubs and trees with an extensive collection of heritage and modern roses. Hall open by appointment for special interest groups and on some summer garden open days. Signposted off the B1149 Norwich/Holt Road. Very limited. 2 miles for buses to Saxthorpe. End May to September (please see website). 50% off full price admission excluding charity

days and events.



### Raveningham Gardens

Raveningham, Norwich, Norfolk, NR14 6NS  
[www.raveningham.com](http://www.raveningham.com)

01508 548480

[sonya@raveningham.com](mailto:sonya@raveningham.com)

Gardens surrounding Georgian hall. Victorian walled kitchen garden, stumpery, glasshouses, herb garden, millennium lake, sculptures, specialising in galanthus and agapanthus. Details of special events can be found on the website. 10 miles South East of Norwich. Sign-posted off A146 at Hales. Norwich Station 15 miles. Please see website for opening times. 2 adult tickets for the price of 1, excluding special events.



### The Wells & Walsingham Light Railway

Wells-next-the-sea, Norfolk, NR23 1QB  
[www.wwlr.co.uk](http://www.wwlr.co.uk)

01328 711630

[wellswalsinghamrailway@gmail.com](mailto:wellswalsinghamrailway@gmail.com)

4 mile steam train journey through glorious North Norfolk countryside from Wells to Walsingham. Running for over 30 years, this charming 10¼" narrow gauge steam railway is a fun time for all the family. Signal Box Cafe at Wells Station. Coasthopper bus (100 yards). Large coach/ car park at Wells Station. February half-term, March to October every day. Half price admission. Only applies to normal

service. Excludes special events.



## Northumberland

### CPRE Northumberland

#### Bamburgh Castle

Bamburgh, Northumberland, NE69 7DF

[www.bamburghcastle.com](http://www.bamburghcastle.com)

01668 214208

[administrator@bamburghcastle.com](mailto:administrator@bamburghcastle.com)

An iconic coastal castle with spectacular views. Fourteen rooms house a magnificent collection of china, porcelain, artwork and armour. The Armstrong and Aviation Artefacts Museum gives you a glimpse into the genius and legacy that Lord Armstrong left. Check the website for an ongoing programme of events and activities.

Alnmouth and Berwick-upon-Tweed. Bus stop 100m away. 4 miles from the A1 on B1341 or B1342.

Please check website for details.

20% discount on admissions. Not valid on family tickets or car parking.



The first 4 rooms within the state rooms are wheelchair accessible. DVD on show for visitors to watch in the Kings Hall, showing a walk-through of the rest of the state rooms. Golf buggy shuttle service available to take visitors from the accessible parking area to the castle grounds.

## Oxfordshire

## CPRE Oxfordshire

### Rousham House & Garden

Rousham, Bicester, Oxfordshire, OX25 4QX

[www.rousham.org](http://www.rousham.org)

01869 347110

[ccd@rousham.org](mailto:ccd@rousham.org)

Garden created by William Kent in 1735 and has not been altered since. Landscape garden including the seven arched praeeneste, herbaceous borders, parterre and pigeon house. A herd of rare Longhorn cattle can be seen in the park. No tearoom or shop. Bring a picnic, wear comfortable shoes and Rousham is yours for the day. No dogs allowed. House built in 1635 by

Sir Robert Dormer - only open by prior arrangement.

Heyford Station (1 mile). S4 Oxford - Banbury bus passes the lodge gates at Rousham and will stop on request.

Gardens open every day of the year from 10am. Last admission is at 4.30pm and the gardens close at dusk.

2 adult tickets for the price of 1 (garden only).



Wheelchair access in garden.

### Waterperry Gardens

Waterperry, Oxford, Oxfordshire, OX33 1JZ

[www.waterperrygardens.co.uk](http://www.waterperrygardens.co.uk)

01844 339254



office@waterperrygardens.co.uk

Eight acres of beautifully landscaped ornamental gardens, including rose and alpine gardens and one of the country's finest herbaceous borders. Plant centre, garden shop, gift barn, gallery, rural life museum and teashop. Events throughout the year. The gardens are approximately 2.5 miles from Wheatley. For directions please see website or call. (For sat nav OX33 1LA). Haddenham and Thame Parkway 19mins. Please check website for details. 2 adult tickets for the price of 1. Does not apply to special event days.



## Rutland

### CPRE Rutland

#### Barnsdale Gardens

The Avenue, Exton, Oakham, Rutland, LE15 8AH  
www.barnsdalegardens.co.uk  
01572 813200  
info@barnsdalegardens.co.uk

Our beautiful, award-winning 38 individually designed smaller gardens and features sit within 8 acres of landscaped gardens and make a great visit for everyone. Turn off A606 (Oakham to Stamford) at Barnsdale Lodge Hotel then 1 mile on left. Nursery, gift shop and tea-room. Plus year-round courses and events. Assistance dogs are welcome. Rutland Flyer Bus no. 2. Oakham station is 4 miles away. Please check website for details. 2 adult tickets for the price of 1. Monday to

Friday only. Excludes bank holidays.



## Shropshire

### CPRE Shropshire

#### The Dorothy Clive Garden

Willoughbridge, Market Drayton, Shropshire, TF9 4EU  
www.dorothyclivegarden.co.uk  
01630 647237  
info@dorothyclivegarden.co.uk

With fine views of Staffordshire and Shropshire, this continually evolving 12 acre garden is a charity managed by The Willoughbridge Garden Trust. Today the garden boasts a 'Winter Garden', thousands of spring bulbs, dazzling azaleas and rhododendrons, waterfall, a laburnum arch, edible woodland, fabulous summer borders, a scree and water garden, royal botanic glasshouse and a delightful tearoom and giftroom. Stoke-on-Trent railway station (10 miles), Crewe railway station (14 miles). No buses. Please see website for details. Buy one get one free, July to March inclusive. Excludes special event days.



Motorised wheelchair available, needs to be booked in advance. Limited braille available.

## Somerset

### CPRE Somerset

## The Allerford Museum

The Old School, Allerford, Minehead, Somerset, TA24 8HN  
www.allerfordmuseum.org.uk

01643 862529

enquiries@allerfordmuseum.org.uk

Large collection of domestic and agricultural items, from clay pipes to ploughs, housed in a former thatched Victorian school, complete with schoolroom with original desks. Large local photographic archive. Museum is 100 yards from A39 between Minehead and Porlock. Bus service, 100 yards. Please check the website for opening times. Half price admission.



Partial wheelchair access. Parking available opposite museum.

## Glastonbury Abbey

Abbey Gatehouse, Magdalene Street, Glastonbury, Somerset, BA6 9EL  
www.glastonburyabbey.com

01458 832267

info@glastonburyabbey.com

A hidden jewel in the heart of Somerset, the abbey is known as England's cradle of Christianity and is the resting place for the legendary King Arthur. Set in 36 acres of beautiful parkland with a seasonal outdoor cafe, shop, living history guides and regular events.

Buses from Bath, Bristol, Taunton and Yeovil. Please see website for current hours. 2 for 1 entry.



## Hestercombe House & Gardens

Cheddon Fitzpaine, Taunton,  
Somerset, TA2 8LG

[www.hestercombe.com](http://www.hestercombe.com)

01823 413923

[info@hestercombe.com](mailto:info@hestercombe.com)

Award-winning historic gardens spanning three centuries of stunning garden design, with beautiful formal gardens designed by Gertrude Jekyll and Sir Edwin Lutyens. Hestercombe House offers an acclaimed contemporary art gallery, and gift shop, which offers gifts, gardening-related items and fantastically fun presents for children. Enjoy superb home-made brunch, lunch and afternoon tea in the former 19th century stables, with plenty of gluten, soya and dairy free, and vegan options. Our plant centre stocks a wide variety of plants, shrubs and flowers, many of which are found in the gardens. Dog-friendly throughout the gardens, shop, plant centre and stables restaurant. Near Taunton and easily accessible from M5, J25.

Taunton (National Rail – London Paddington to Penzance).

Daily, 10am - 6pm (summer, last entry 4.30pm).  
10am - 5pm (winter, last entry 3.30pm).

2 general admission adult tickets for the price of 1. Offer does not extend to special events.



Gardens and ground floor of Hestercombe House partially accessible.

## Milton Lodge Gardens

Old Bristol Road, Wells, Somerset, BA5 3AQ

[www.miltonlodgегardens.co.uk](http://www.miltonlodgегardens.co.uk)

01749 679341

Mature Grade II\* listed terraced garden with outstanding views of Wells Cathedral and Vale of Avalon. Mixed borders, roses, fine trees, separate 7 acre arboretum. Half a mile North of Wells. From A39 Bristol to Wells turn North up Old Bristol Road.

Bath Station (20 miles), Castle Cary (14 miles). Please check website for details.

2 adult tickets for the price of 1.



No disabled access.



## Staffordshire

### CPRE Staffordshire

## Chillington Hall

Codsall Wood, Wolverhampton,  
Staffordshire, WV8 1RE

[www.chillingtonhall.co.uk](http://www.chillingtonhall.co.uk)

01902 850236

[office@chillingtonhall.com](mailto:office@chillingtonhall.com)

Chillington Hall has been the family home of the Giffards for over 800 years. The present house is a product of two differing Georgian styles by architects Francis Smith and Sir John Soane. The grounds

Glastonbury Abbey

Milton Lodge Gardens



surrounding the Hall, including The Pool, were landscaped by 'Capability' Brown. Codsall Station (3 miles). No public transport from station available. Please check website or Facebook for details. Half price admission.



Ramped access available.

### Middleton Hall & Gardens

Middleton, Tamworth, Staffordshire, B78 2AE

[www.middleton-hall.co.uk](http://www.middleton-hall.co.uk)  
[enquiries@middleton-hall.co.uk](mailto:enquiries@middleton-hall.co.uk)

Middleton Hall is a Grade II\* listed manor with buildings spanning 750 years of architectural styles. The surrounding estate covers 42 acres and includes a site of special scientific interest, a walled garden and shops. Restored and run by a small independent charitable trust. On the A4091 between The Belfry and Drayton Manor. Tamworth train and bus station 3 miles.

Wednesday – Sunday, between April and mid-September: 11am – 4pm.

2 tickets for the price of 1.



### Whitmore Hall

Whitmore, Newcastle Under Lyme, Staffordshire, ST5 5HW

[www.whitmorehall.co.uk](http://www.whitmorehall.co.uk)

Whitmore Hall is a Grade I listed building, designated as a house of outstanding architectural and historical interest. Parts of the hall date back to a much earlier period. For 900 years it has been the seat of the Cavenagh-Mainwarings, direct descendants of the original Norman owners. The hall has beautifully proportioned light rooms. There are family portraits to be seen with a continuous line dating from 1624 to the present day. The park encompasses a lime avenue leading from the hall to the parish church, an early Victorian summer house, refurbished in 2017 and a rare Elizabethan stable block.

Stoke-on-Trent (8 miles).

May 1 to Aug 31. Tues and Weds, 2-5pm with guided tours at 2.15pm, 3pm and 3.45pm. Half price admission.



Wheelchair access downstairs only.

### Suffolk

### CPRE Suffolk

### Helmingham Hall Gardens

Helmingham, Stowmarket, Suffolk, IP14 6EF

[www.helmingham.com](http://www.helmingham.com)

01473 890799

[events@helmingham.com](mailto:events@helmingham.com)

Grade I listed gardens set in a 400 acre deer park surrounding a moated Tudor hall. Visitors are enchanted by the herbaceous borders within the walled kitchen garden, herb and knot gardens, rose and wild gardens. Enjoy lunch in the coach house tearooms and the stable shops offer a wide range of local produce, plants and garden accessories. Off B1077.

No public transport.

May 1 – September 18 2022, Tuesday,

Wednesday, Thursday, Sunday and bank holidays from 11:00am – 4:30pm.

2 adult tickets for the price of 1. Offer not valid on event days - please see website for more details.



### Little Hall

Market Place, Lavenham, Suffolk, CO10 9QZ

[www.littlehall.org.uk](http://www.littlehall.org.uk)

01787 247019

[info@littlehall.org.uk](mailto:info@littlehall.org.uk)

Little Hall, built in the 1390s as a family house and workplace, is now an independent, accredited museum owned by the Suffolk Building Preservation Trust. Containing an eclectic mix of antiques, pictures, books, china and art collected by former owners Colonel and Major Gayer Anderson, which retains the ambience of a family home and garden.

Bus 753 between Bury St Edmunds (12 miles) and Colchester (23 miles). Car parks

in Lavenham are free and visitors may find parking spaces in the Market Square opposite the hall.

Please check website for details.

Half price entry, excluding special event days.



Limited wheelchair access to parts of the ground floor.

### Otley Hall

Hall Lane, Otley, Ipswich, Suffolk, IP6 9PA

[www.otleyhall.co.uk](http://www.otleyhall.co.uk)

01473 890264

[events@otleyhall.co.uk](mailto:events@otleyhall.co.uk)

A stunning Grade I listed 15th century

moated hall with enchanting gardens made by many hands over many years. Today, the 10 acres of gardens reflect an ever-changing blend of wild and formal features, including vibrant borders, wooded areas and nods to its medieval heritage with a knot garden, H-shaped canal and mount, inspired by original designs for the gardens by Francis Inigo Thomas and Sylvia Landsberg. Visitors can spot an abundance of wildlife, with over 75 bird species, otters, water voles and deer. Enjoy a selection of seasonal dishes and speciality coffee at Martha's Barn Café. Historic guided garden tours by appointment only. Ipswich Station (9 miles).  
March 29 – October 28 2022.



Little Hall



Tuesday to Friday, 10am – 4pm.  
Last entry 1 hour before closing.  
2 adult tickets for the price of 1, not valid on charity or events days.



Partial wheelchair access. Some areas of the garden are only accessible via lawn, gravel or bark pathways.

### Wyken Hall Gardens

Wyken Road, Stanton, Bury St. Edmunds, Suffolk, IP31 2DW

[www.wykenvineyards.co.uk](http://www.wykenvineyards.co.uk)

01359 250262

[shop@wykenvineyards.co.uk](mailto:shop@wykenvineyards.co.uk)

4 acre garden with wildflower meadows, nuttury and kitchen gardens, herb, knot and rose gardens. Also, an onsite restaurant called 'The Leaping Hare', a cafe and a vineyard shop. 8 miles North East of Bury St. Edmunds. Follow brown signs for Wyken Vineyards from A143.

Bury St Edmunds Station (8 miles) and Stowmarket (10 miles).

April 1 to October 1 - 1pm to 5pm on Wed, Thurs, Fri and Sun. Excluding April 24 and May 29.

2 adult tickets for the price of 1.



### Surrey

### CPRE Surrey

### Carshalton Water Tower

136 West Street, Carshalton, Surrey, SM5 2NR  
[www.carshaltonwatertower.co.uk](http://www.carshaltonwatertower.co.uk)

0208 6470984

[irvineknight@btinternet.com](mailto:irvineknight@btinternet.com)

Early 18th century Grade II listed building incorporating plunge bath with Delft tiles, orangery, saloon and pump chamber with part restored water wheel. Hermitage and sham bridge, both 18th century follies, are found in the grounds. A232 between Sutton and Croydon, with parking spaces in Carshalton Village.

Tube: Northern line to Morden then bus 157.  
Bus: 157, 127, 407, X26, 151. Train: Carshalton station, 5 minutes walk.

Please check website for details.

Half price admission (£1) on presentation of membership card. Children are free when accompanied by an adult.



Disabled parking must be booked in advance.

### Painshill Landscape Garden

Portsmouth Road, Cobham, Surrey, KT11 1JE  
[www.painshill.co.uk](http://www.painshill.co.uk)

01932 868113

[info@painshill.co.uk](mailto:info@painshill.co.uk)

Where the walk is a work of art. Discover a magnificent award-winning 18th century



landscape garden. Features include a unique crystal grotto (limited opening times), ruined abbey, turkish tent, gothic temple and gothic tower. Garden offers seasonal interest, including the John Bartram heritage collection north american trees and shrubs (plant heritage), walled garden and vineyard. Events, gift shop and tea room. Dogs on a short lead welcome. Road M25/J10/A3 to London. Exit A245 towards Cobham. Entrance and free car park: Between streets, 200m east of A245/A307 roundabout (closest sat nav reference KT11 1AA).

Rail: Cobham/Stoke d'Abernon 2 miles. Bus Route 715 or 408.

Apr to Oct: 10am - 6pm (last entry 4pm). Nov to Mar: 10am - 4pm (last entry 3pm), grotto closed on Mondays.

2 adult entry tickets for the price of 1. Excludes special event days.



Sussex

CPRE Sussex

Great Dixter House & Gardens

Northiam, Rye, East Sussex, TN31 6PH

[www.greatdixter.co.uk](http://www.greatdixter.co.uk)

01797 252878

[office@greatdixter.co.uk](mailto:office@greatdixter.co.uk)

Designed by Sir Edwin Luytens and the family home of the late Christopher Lloyd who devoted his life to creating one of the most experimental, exciting and constantly changing gardens of our time with yew topiary, meadow flowers, exotics, and

medieval buildings. Nursery, gift shop and refreshments on site.

Hastings Station. 400 Bus.

March 29 to October 30, Tuesday to Sunday and bank holiday Mondays. Garden 11 - 5pm. House 12 - 4pm.

Half price admission.



Hammerwood Park

Hammerwood, East Grinstead, Sussex, RH19 3QE


[www.hammerwoodpark.co.uk](http://www.hammerwoodpark.co.uk)

01342 850594

[antespam@gmail.com](mailto:antespam@gmail.com)

Built in 1792 as a Temple to Apollo and Bacchus in romantic parkland by Benjamin Latrobe, architect of the White House in Washington DC. Found derelict by present owners in 1982, always ongoing restoration. Guided tours available. Teas served in the Elgin room with its copy of the Parthenon Frieze. Monthly concerts with some instruments from Finchcocks. Spectacular rhododendrons. 3.5 miles east of East Grinstead on A264 to Tunbridge Wells. East Grinstead (5 miles).

2pm guided tour. Wednesdays and Saturdays, June to end of September. Please call ahead to confirm opening times.



Great Dixter House  
& Gardens



2 adult tickets for the price of 1. Children free.



Wheelchair access to garden, ground floor and tea-room.

### High Beeches Woodland & Water Garden

High Beeches Lane, Handcross, Haywards Heath, West Sussex, RH17 6HQ

[www.highbeeches.com](http://www.highbeeches.com)

01444 400589

[gardens@highbeeches.com](mailto:gardens@highbeeches.com)

25 acres of beautiful woodland and water gardens, and one of the finest acid wild flower meadows in England. Car and coach parking. Guide dogs only. 1 mile East of the A23, South of B2110.

Crawley Station.

Please check website for details.

2 adult tickets for the price of 1. Excludes event and charity days.



### Pashley Manor Gardens

Pashley Road, Ticehurst, Near Wadhurst, East Sussex, TN5 7HE

[www.pashleymanorgardens.com](http://www.pashleymanorgardens.com)

01580 200888

[info@pashleymanorgardens.com](mailto:info@pashleymanorgardens.com)

Delight in the sweeping herbaceous borders, elegant rose and historic walled gardens, the productive kitchen garden, enchanting woodland paths and tranquil vistas that form this award winning garden. Enjoy fabulous homemade food and warm hospitality at arguably the best garden café in the county.

Gift shop, sculpture and art and events.  
Wadhurst or Etchingam rail stations (both 5 miles away).

April 1 to September 30 - Tuesday to Saturday, Bank Holiday Mondays and special event days. 10am to 5pm.  
2 adult tickets for the price of 1. Not valid on special event days or bank holidays, please call or check website for details.



Partial wheelchair access.

### The Priest House

North Lane, West Hoathly,  
West Sussex, RH19 4PP

[priest@sussexpast.co.uk](mailto:priest@sussexpast.co.uk)

01342 810479

[www.sussexpast.co.uk/properties-to-discover/the-priest-house](http://www.sussexpast.co.uk/properties-to-discover/the-priest-house)

Originally a 15th century timber-framed farmhouse in a beautiful traditional cottage garden on the edge of Ashdown forest. Collection of 17th and 18th century domestic furniture, needlework and household items. The herb garden has over 150 culinary, medicinal and household plants. 4 miles West of Wych Cross on the A22.

Haywards Heath and East Grinstead Stations (5 miles). Buses 81 and 84.

Check website for opening times. Open March - October.

2 adult tickets for the price of 1 on standard admission price.



### Sussex Prairie Garden

Morlands Farm, Wheatsheaf Road (B2116),

Near Henfield, West Sussex, BN5 9AT

[www.sussexprairies.co.uk](http://www.sussexprairies.co.uk)

01273 495902

[morlandsfarm@btinternet.com](mailto:morlandsfarm@btinternet.com)

Featured on BBC Gardeners' World and crammed with colour, this 8 acre garden features huge borders interlaced with small pathways allowing the visitor to get right inside the plantings. Teas and delicious home baking and unusual plants for sale.

Sculpture exhibited in the garden. Located 2 miles North East of the village of Henfield.

Hassocks Railway Station, 20 minutes drive by taxi. Bus service to Henfield, 2 miles away.

June 2 - October 10. Open 1pm until 5pm. Closed on Mondays and Tuesdays.

2 adult tickets for the price of 1. Excludes special events and open days. Please see website for details.





## Iford Manor Gardens

Iford, Bradford-on-Avon,  
Wiltshire, BA15 2BA

[www.ifordmanor.co.uk](http://www.ifordmanor.co.uk)

01225 863146

[info@ifordmanor.co.uk](mailto:info@ifordmanor.co.uk)

A Grade 1\* Italianate garden. Famous for its history, tranquillity and beauty enhanced by its unique garden design. Iford Manor Gardens are a regular film and TV location, most recently for *The Secret Garden* (2020) and *Sanditon* (2019). Former home of Edwardian landscape designer Harold Peto, this romantic garden set into the hillside is characterised by pools, terraces, sculptures, evergreen planting and magnificent rural views. Kindly note that children under 10 are not permitted in the garden. Visitors may also enjoy our café, serving teas, coffees, cakes and pastries, as well as lunches and cream teas.

Freshford train station (1.5 miles walk via footpaths or 94 bus) Bradford on Avon train station (2.5 miles) Bath Spa train station (7 miles) 94 Bath – Trowbridge bus (Westwood stop 0.2 miles walk).

April 1 – September 30 from 11am to 4pm (last entry at 3.30pm).

2 adult tickets for the price of 1, not including special events or charity days.

Tickets must be booked online in advance to guarantee entry and CPRE members must bring their valid membership cards with them.



Limited wheelchair access, please call ahead. Disabled parking must be booked in advance.

© Marianne Majerus

## West Midlands

### Castle Bromwich Hall Gardens

Chester Road, Castle Bromwich,  
Birmingham, West Midlands, B36 9BT  
[www.castlebromwichhallgardens.org.uk](http://www.castlebromwichhallgardens.org.uk)

0121 7494100

[cbhallgardens@gmail.com](mailto:cbhallgardens@gmail.com)

10 acres of rescued formal 18th century gardens with wild areas. Historic planting and heritage orchards. A holly maze, espaliered fruit and formal beds enclosed in tall walls. Ponds and wildflower area outside the walls. Picnics and families welcome. Refreshments and gifts on sale

(outdoors, with shelter). Dogs welcome on a short lead.

Greenways cycle route (partially off road) passes by entrance. Bus 94, X12 and X70 from Birmingham city centre. Bus 72 from Solihull and 71 from Sutton Coldfield. Lea Hall or Stechford train stations approx 2 miles away.

Please check website for details.

2 adult tickets for the price of 1, excluding events.



## Wiltshire

### CPRE Wiltshire

## Larmer Tree Gardens

Tollard Royal, Salisbury, Wiltshire, SP5 5PY  
[www.larmertree.co.uk](http://www.larmertree.co.uk)

01725 516971

[enquiries@larmertree.co.uk](mailto:enquiries@larmertree.co.uk)

Set in the outstanding landscape of the Cranborne Chase, on the Dorset/Wiltshire border, these beautifully laid out gardens were created by General Pitt Rivers in 1880. Recognised by English Heritage as a 'garden of national importance', they were the first privately owned gardens to be opened for public enjoyment. Now home to peacocks and free-flying macaws. Follow signs from A354 between Salisbury and Blandford Forum or from A30 between Salisbury and Shaftesbury.

Tisbury Station (11 miles).

Sunday to Wednesday from April 3 to October 30, 11.00am – 4.30pm. Closed Thursday – Saturday. Please check website prior to visiting for occasional closures. 2 adult tickets for the price of 1, does not include bank holidays or special events.



Limited wheelchair access.

## The Salisbury Museum

The King's House, 65 The Close, Salisbury, Wiltshire, SP1 2EN

[www.salisburymuseum.org.uk](http://www.salisburymuseum.org.uk)

01722 332151

[museum@salisburymuseum.org.uk](mailto:museum@salisburymuseum.org.uk)

The Salisbury Museum is situated in the medieval King's House within the beautiful setting of Cathedral Close. Fantastic

collections, exhibitions and events all year round. The Wessex Gallery houses one of Europe's most extensive collections of Stonehenge and pre-historic artefacts. The Salisbury Museum Cafe serves lunches and cakes.

Salisbury Station (0.75 mile). Bus: Alight at city centre.

Open every day 10am to 5pm (check website for updates).

2 adult tickets for the price of 1.



Wheelchair access on ground floor only. Disabled parking available, please call ahead to book.

## Worcestershire

### CPRE Worcestershire

## Avoncroft Museum of Historic Buildings

Stoke Heath, Bromsgrove, Worcestershire, B60 4JR

[www.avoncroft.org.uk](http://www.avoncroft.org.uk)

01527 831363

Avoncroft is an award-winning open-air museum and home to 30 historic buildings which have been rescued and rebuilt in beautiful 19 acre grounds. The collection includes a windmill, a medieval town



Iford Manor Gardens



house and a fully furnished prefab. Award-winning tea room. Dogs on leads welcome. Just south of Bromsgrove, signposted from A38. Easy motorway access from M5, M6, M40, M42.

Bromsgrove Railway station (2 miles).

Local bus stop.

March to October: Wednesdays and weekends 10am-5pm. November to December: Wednesdays and weekends 10am-4pm. School Holidays: Monday,

Wednesday, Friday and weekends.

2 adult tickets for the price of 1. Excludes ticketed events.



There are paths around the site, but due to the nature and age of our buildings, some areas may not be accessible.

### Bodenham Arboretum

Wolverley, Kidderminster, Worcestershire, DY11 5TB

[www.bodenhamarboretum.co.uk](http://www.bodenhamarboretum.co.uk)

01562 852444

[info@bodenham-arboretum.co.uk](mailto:info@bodenham-arboretum.co.uk)

Award winning Arboretum, beautifully landscaped and set within a working farm.

Free entrance to visitor centre provides a gift shop and restaurant carvery serving meat from the farm and homemade food. Follow brown signs from Wolverley Church island along B4189.

Kidderminster station (4 miles).

Please check website for details.

£1 off entrance fee.



### Yorkshire

### CPRE North and East Yorkshire

### Burton Constable Hall & Grounds

Skirlaugh, Hull, East Yorkshire, HU11 4LN

[www.burtonconstable.com](http://www.burtonconstable.com)

01964 562400

[enquiries@burtonconstable.com](mailto:enquiries@burtonconstable.com)

One of Yorkshire's most spectacular historic country houses, and one of its best kept secrets. There's so much to enjoy and discover within and around this imposing Elizabethan mansion, with over 30 rooms crammed with fine arts, furniture, and many surprises. Plus over 300 acres of 'Capability' Brown grounds to explore, with woodland and parkland walks and trails. Clearly marked by historic house signs from Beverley following A165 Bridlington Road and from Hull following the B1238 to Sproatley.

Hull Station (10 miles).

Please check website for details.

2 adult tickets for the price of 1.



Stairlift to 1st floor.

## Helmsley Walled Garden

Cleveland Way, Helmsley,  
North Yorkshire, YO62 5AH  
[www.helmsleywalledgarden.org.uk](http://www.helmsleywalledgarden.org.uk)

01439 772314

[info@helmsleywalledgarden.org.uk](mailto:info@helmsleywalledgarden.org.uk)

This beautiful five acre garden stands by Helmsley Castle in the North York Moors. Stunning floral displays include double herbaceous borders, a clematis garden, physic garden, kitchen garden, and cottage garden. Trained fruit trees line walls and paths and there is a special collection of Yorkshire apple varieties. Dogs on leads welcome everywhere. Eat at The Vine House Café and shop for plants and gifts at the garden shop.

Thirsk/Malton rail stations 13 - 15 miles. Bus services in Market Square 200m. March to December. See website for full details.

2 adult tickets for the price of 1. Does not include event days.



Two wheelchairs available for visitors, please phone ahead to book.

## Parcevall Hall Gardens

Skyreholme, Appletreewick, Skipton, North Yorkshire, BD23 6DE

[www.parcevallhallgardens.co.uk](http://www.parcevallhallgardens.co.uk)

01756 720311

[parcevallhall@btconnect.com](mailto:parcevallhall@btconnect.com)

The only RHS and English Heritage listed gardens open to the public in the Yorkshire Dales National Park. 24 acres

of pure delight for anyone with a love of gardens and a wonderful place to enjoy a peaceful stroll in glorious surrounds. Follow signs direct from B6265 and B6160, best accessed by car.

Skipton 9 miles, Ilkley 12 miles.

April 1 to October 31, 10am to 6pm (last admission 5pm).

2 adult tickets for the price of 1 or 50% discount for single members. Does not include event days.



## Scampston Walled Garden

Estate Office, Scampston Hall, Malton, North Yorkshire, YO17 8NG

[www.scampston.co.uk](http://www.scampston.co.uk)

01944 759111

[info@scampston.co.uk](mailto:info@scampston.co.uk)

A contemporary garden created by acclaimed designer and plantsman Piet Oudolf and set within magnificent 'Capability' Brown parkland. Striking perennial meadow planting sits alongside traditional spring and autumn borders. A green 'silent garden', and the dramatic use of grasses, bulbs and unusual shrubs extend the season. The gardens are complemented by an excellent café and plant nursery. Scampston Hall opens for lively and informative guided tours in the summer months.

Malton train station (5 miles); Bus 843, 845. March 30 to October 30, Wednesday to Sunday (plus bank holidays).



Avoncroft Museum of Historic Buildings

## Parcevall Hall Gardens



10am-5pm.  
2 adult garden tickets for the price of 1.



## Shandy Hall

Coxwold, York, North Yorkshire, YO61 4AD  
[www.laurencesternetrust.org.uk](http://www.laurencesternetrust.org.uk)  
01347 868465

[shandyhall@dsl.pipex.com](mailto:shandyhall@dsl.pipex.com)

Former home of Laurence Sterne, 18th century author of 'Tristram Shandy' and 'A Sentimental Journey'. Lived-in museum with medieval wall paintings. Two-acre garden, a walled garden with roses and perennials and a wild garden. Second-hand bookshop, small antiques and plants for sale. Gallery with exhibitions.

Thirsk rail station 7 miles. 31X bus from Helmsley to York.  
Please check website for details.  
2 adult tickets for the price of 1.



Partial wheelchair access available. Some parking available.

## CPRE West Yorkshire

### Brontë Parsonage Museum

Haworth, Keighley, West Yorkshire, BD22 8DR  
[www.bronte.org.uk](http://www.bronte.org.uk)

01535 642323

[bronte@bronte.org.uk](mailto:bronte@bronte.org.uk)

The Brontë Parsonage Museum is the inspirational home of the Brontë family. Situated on the edge of the Yorkshire moors, it houses the world's largest collection of Brontë manuscripts and possessions. Please visit website for the latest information, plus a full programme of events.  
Keighley Station (3 miles).

B1, B2 and B3 from Keighley bus station.  
10am to 5pm, Wednesday to Sunday and Bank Holiday Mondays.  
2 adult tickets for the price of 1, excluding weekends and bank holidays. Not available in conjunction with any other offer.



Wheelchair access on ground floor only.  
Please contact in advance for access needs.  
Parking available next to museum.



# Index

Abbotsbury Subtropical Gardens.....	14	Burton Constable Hall & Grounds .....	38	Fursdon House, Gardens & Coach Hall Tea Room.....	12
Athelhampton House & Gardens.....	14	Cadhay House & Gardens .....	12	Gilbert White's House & Gardens.....	17
Avoncroft Museum of Historic Buildings .....	37	Caerhays Estate.....	9	Glastonbury Abbey.....	28
Bamburgh Castle .....	27	Capel Manor Gardens .....	23	Great Dixter House & Gardens.....	33
Barnsdale Gardens.....	28	Capesthorpe Hall.....	7	Hammerwood Park.....	33
Belmont House & Gardens.....	19	Carshalton Water Tower .....	32	Hedingham Castle.....	15
Bishop Bonner's Cottage Museum .....	24	Castle Bromwich Hall Gardens.....	36	Helmingham Hall Gardens.....	30
Bodenham Arboretum.....	38	Cerney House Gardens.....	16	Helmsley Walled Garden .....	39
Brantwood .....	10	Chillington Hall.....	29	Hestercombe House & Gardens.....	29
Brontë Parsonage Museum..	40	Dalemain Mansion & Historic Gardens.....	10	High Beeches Woodland & Water Garden.....	34
Browsholme Hall.....	20	Dimbola Museum & Galleries	19	Hindringham Hall .....	25
Burghley House.....	22	Doddington Hall & Gardens..	23	Hoghton Tower .....	21
Burrow Farm Gardens.....	12	Freud Museum London.....	24		

# Index

Holkham Hall.....	25	Middleton Hall & Gardens.....	30	Rode Hall Gardens .....	8
Hutton-in-the-Forest.....	11	Milton Lodge Gardens .....	29	Roseland House .....	10
Iford Manor Gardens.....	36	Milton's Cottage, Museum & Literary Garden.....	6	Rousham House & Garden.....	27
Ingatstone Hall.....	16	Museum of Berkshire Aviation.....	6	Rydal Mount & Gardens .....	11
Ken-Caro Gardens.....	9	Norton Priory Museum & Gardens.....	7	Scampston Walled Garden ....	39
King John's House & Museum.....	18	Otley Hall.....	31	Shandy Hall.....	40
Larmer Tree Gardens.....	37	Painshill Landscape Garden...32		Stansted Park.....	18
Leighton Hall .....	21	Parcevall Hall Gardens .....	39	Sussex Prairie Garden.....	35
Little Hall.....	31	Pashley Manor Gardens.....	34	Syon House & Gardens.....	24
Lukesland Gardens .....	13	Pencarrow House & Gardens.9		The Allerford Museum.....	28
Lullingstone Castle & The World Garden .....	19	Penjerrick .....	9	The Bowes Museum .....	15
Mannington Estate.....	26	Raveningham Gardens.....	26	The Dorothy Clive Garden.....	28
Mapperton House & Gardens	14	Rockingham Castle.....	22	The Japanese Garden .....	10
Marwood Hill Garden.....	13			The Manor.....	7
				The Priest House.....	35

The Salisbury Museum.....37

The Tabley House Collection...8

The Wells & Walsingham Light  
Railway..... 26

Tiverton Castle .....13

Verulamium Museum ..... 18

Waterperry Gardens .....27

White Scar Cave..... 21

Whitmore Hall .....30

Whittington Court..... 16

Wildwood ..... 20

Winderwath Gardens ..... 11

Wolfeton House.....14

Woodchester Mansion.....17

Wyken Hall Gardens .....32





15-21 Provost Street,  
London, N1 7NH  
Tel: 020 7981 2870  
Email: [supportercare@cpre.org.uk](mailto:supportercare@cpre.org.uk)  
[www.cpre.org.uk](http://www.cpre.org.uk)

Campaign to Protect Rural England is a company limited by guarantee,  
registered in England, number 04302973. Registered charity number 1089685.



The  
countryside  
charity